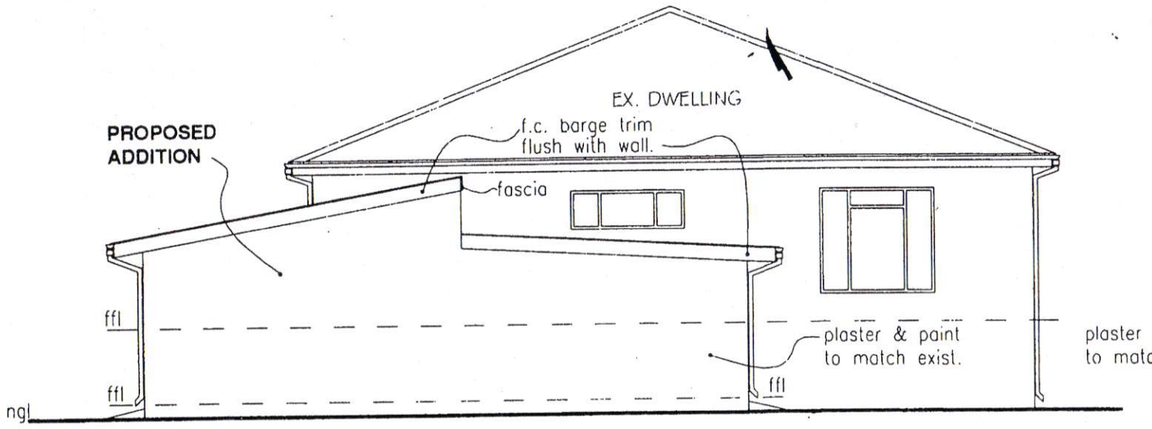

• south-east elevation
scale 1:100

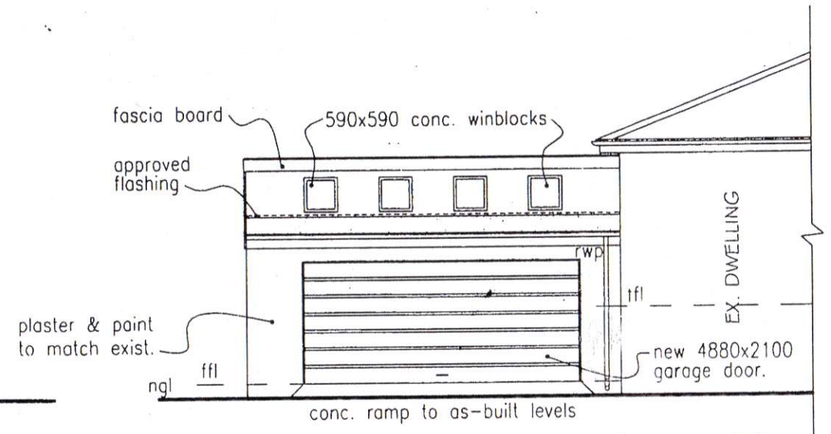

• north-east elevation
scale 1:100

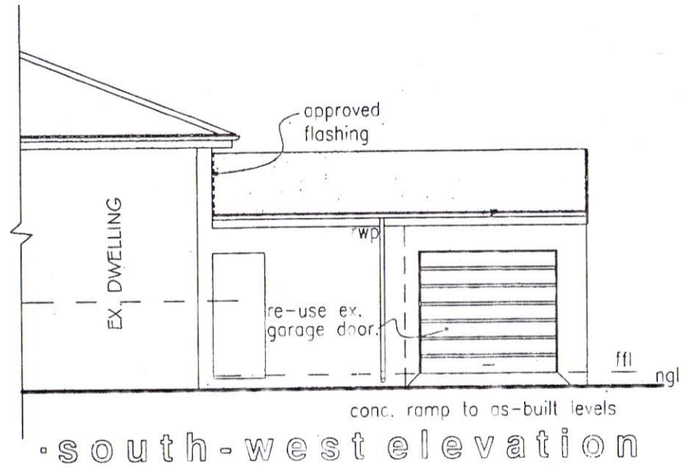

• south-west elevation
scale 1:100

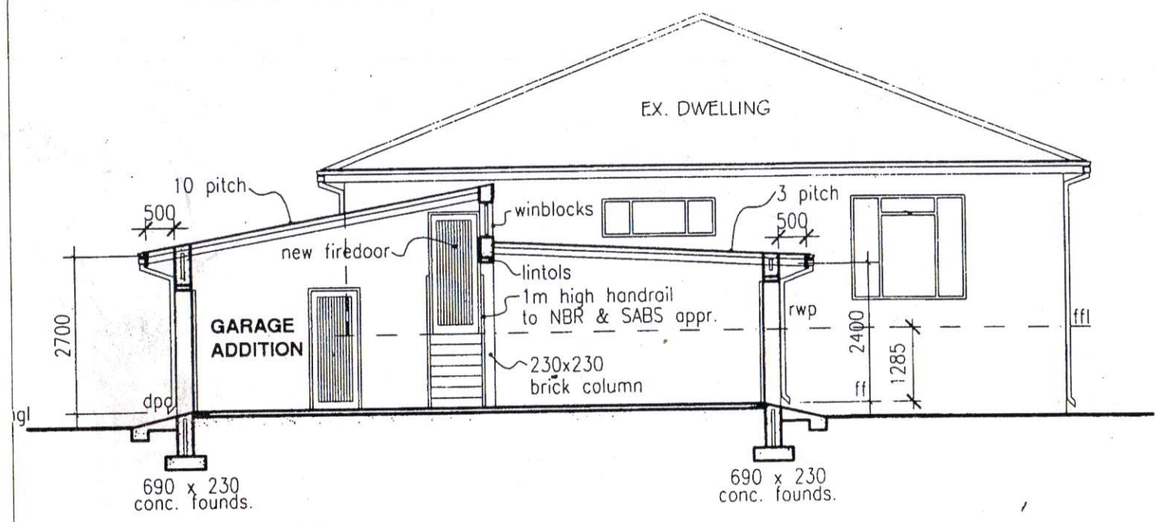

• section a-a scale 1:100

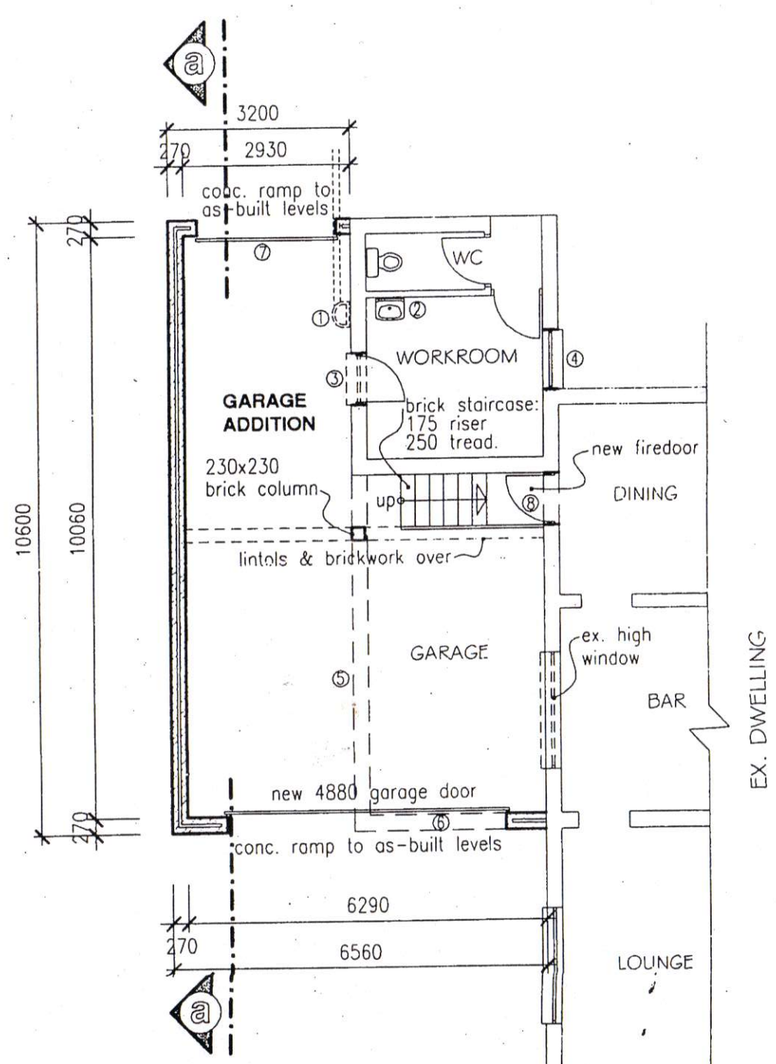

• floor plan
scale 1:100

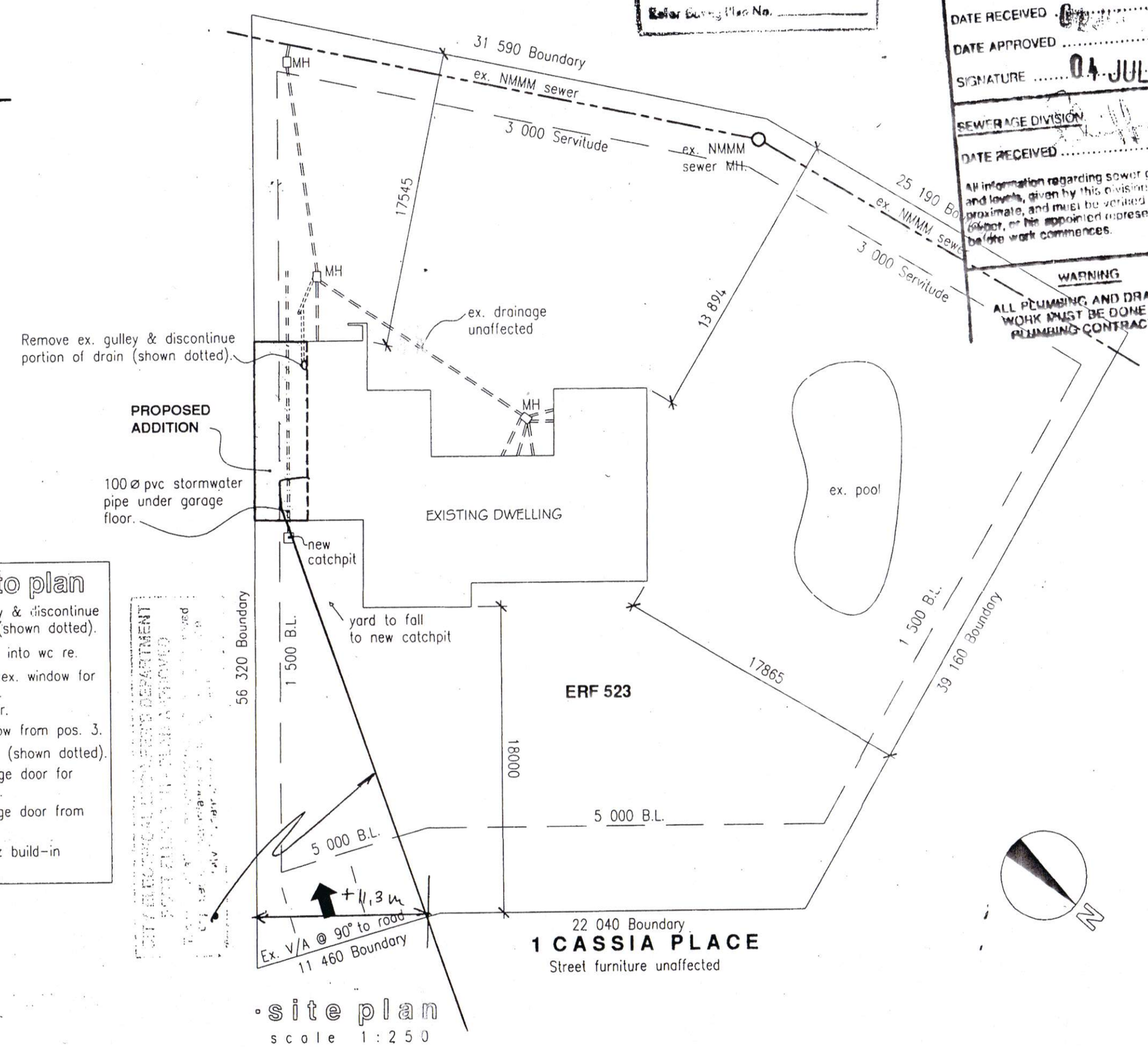

• site plan
scale 1:250

legend to plan

1. Remove ex. gulley & discontinue portion of drain (shown dotted).
2. Ex. whb to conn. into wc re.
3. Carefully remove ex. window for re-use elsewhere. Build-in new door.
4. Re-use ex. window from pos. 3.
5. Demolish ex. wall (shown dotted).
6. Remove ex. garage door for re-use elsewhere.
7. Re-use ex. garage door from pos. 6.
8. Create opening & build-in new firedoor.

CITY ENGINEER'S DEPT.
Drainage Plan No. .....
APPROVED
Civil Drainage Inspector
Date .....
Refer Building Plan No. .....

DEPARTMENT OF THE CITY ENGINEER
BUILDING INSPECTORATE DIVISION
BUILDING PLAN No. .....
DATE RECEIVED .....
DATE APPROVED .....
SIGNATURE ..... 04 JUL 2003
SEWERAGE DIVISION
DATE RECEIVED .....
All information regarding sewer positions and levels, given by this division are approximate, and must be verified by the client, or his appointed representative before work commences.
WARNING
ALL PLUMBING AND DRAINAGE WORK MUST BE DONE BY A PLUMBING CONTRACTOR

WATER DIVISION (Conditions)
Building Plans recommended for Approval
2003-06-
Signed ..... Salley

NOTE:

- CONTRACTOR TO VERIFY ALL HEIGHTS, LEVELS & DIMENSIONS BEFORE COMMENCING ANY PART OF THE WORK.
- THIS DRAWING IS NOT TO BE SCALED.
- ALL WORK TO COMPLY WITH N.B.R. & ALL LOCAL AUTHORITY BY-LAWS.
- ALL FINISHES NOT SPECIFIED ON PLAN ARE TO BE TO CLIENT'S FINAL CHOICE

• ROOF CONSTRUCTION
IBR corr. aluzink on
75 x 50 SAP purlins @ 1250 c/c on
228 x 38 SAP rafters @ 1200 c/c
@ 750mm c/c max.
all tied down with No. 8 gge galv. wire.

• FLOOR CONSTRUCTION
finish to clients choice on 75 conc. surface bed
on 250 micron pvc dpm on
50mm sand bed on
150mm layers well watered & compacted hardcore fill.

• WALLS
stockbrick, plaster & paint.

• project management
• building designs
• approved plans
draw aid
7 nobbs road, summerstrand, pe, 6001
drawaid@absamail.co.za
041 5831994 •
Bev 082 4871947 •
Roy 082 4560659 •

PROJECT
PROPOSED ADDS. & ALTS. TO EX. DWELLING ON ERF 523 SUNRIDGE PARK FOR A. SIMPSON

AREA'S

ERF AREA :	2104.0m²	TOTAL AREA:	274.1m²
EX. DWELLING:	240.2m²	COVERAGE :	13.0%
TOTAL EX. AREA :	240.2m²	NEW BATHROOMS :	0
PROP. ADDITION:	33.9m²	NEW GARAGES :	2

SCALE 1: 100 & 1: 250	ERF NO. 523 SUNRIDGE PARK
DRAWN Robert Olivier	ARCHITECTURAL TECHNICIAN'S SIGNATURE
DATE JUNE 2003	
PROJECT NO. 3576/A2/03	OWNER'S SIGNATURE
PROJECT TITLE HOUSE SIMPSON	