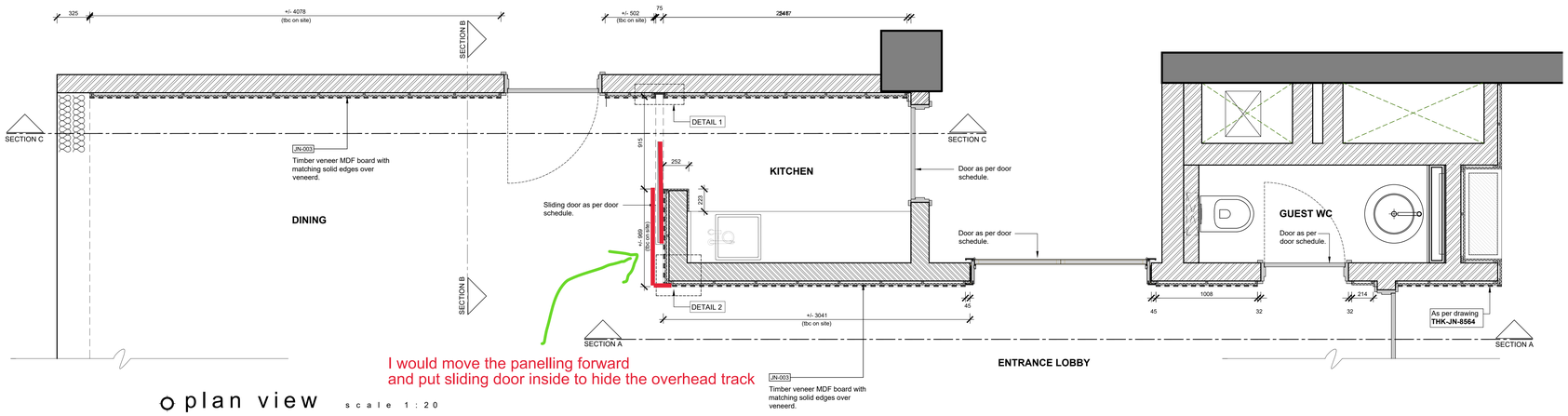

I would move the panelling forward
and put sliding door inside to hide the overhead track

JN-003
Timber veneer MDF board with matching solid edges over veneerd.

plan view scale 1 : 20

Please add in sliding door part of this joinery - cannot be part of door schedule
as it needs to be same finish and detailing as panelling. The doors will be made by someone else

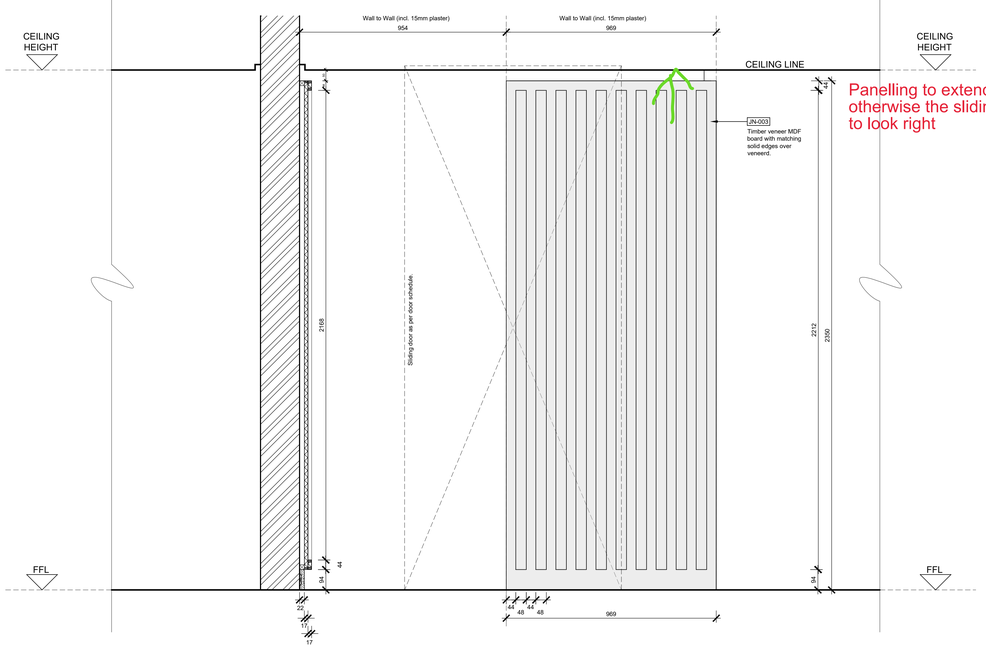

Panelling to extend to ceiling,
otherwise the sliding door is not going
to look right

section B-B scale 1 : 10

REFERENCE OF 3D Design

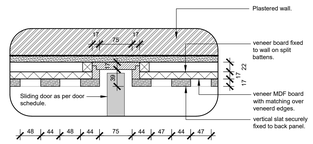

detail 1 scale 1 : 5

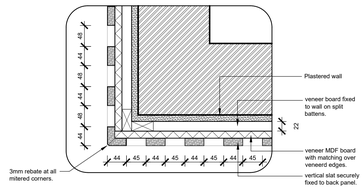

detail 2 scale 1 : 5

- Copyright and right of reproduction of this drawing and/or portion thereof is reserved by Source.

- Contractors and subcontractors to verify all levels, heights and dimensions on site, and to check same against the drawings, before putting any work in hand.
- Quality of all materials and workmanship to comply with the relevant SABS and BSS specifications.
- The contractor is responsible for correct setting out on the specified works.
- Contractors are to ensure that all details shown on this drawing are in complete compliance with local authority by-laws and regulations.
- Contractors are to locate and identify existing services on site, and are to protect these from damage throughout the duration of work.
- Contractors shall be responsible for ensuring the structural stability of all components of their work and ascertain that the main structure is capable of supporting all loads applied thereto.
- Contractors are to ensure that their work on site during construction is adequately protected at all times, and the responsibility for any damages incurred lies with the contractor until final hand over. Contractors and subcontractors are to ensure that all components, glazing panels and shopfitted items fit through all doorways, stairwells and lifts.
- Please do not scale off this drawing. Figured dimensions are to be used at all times.
- Any queries or variations arising from any of the above, must be reported to Source for clarification, prior to the commencement of any works.
- This drawing is to be read in conjuction with Source IBA preamble documentation SIBA-PR-001. (Please request document if not provided).

REVISIONS

rev	date	name	description
A	2024 0311	VC	ISSUED FOR CONSTRUCTION

TWED

SOURCE.
INTERIOR BRAND ARCHITECTURE
CPT +27 21 461 9998
JHB +27 11 268 5704
www.sourceiba.co.za
members: jeremy stewart . andrew merrington . mardre meyer
associates: fadela hosseen . tessa du plessis . elisabeth lotz . samantha levey

TWED HEIGHTS
KAMPALA

drawing description
Presidential Suite
Kitchen paneling and
sliding door - SHEET1

project number S-89-18	drawn by VC
drawing number THK-JN-8556A	scale A0 - See drawing
revision 0	date 2024.03.11
drawing approval Rev.-20**.**.**_IS	

FOR CONSTRUCTION