ELECTRICAL LEGEND

	LED Down lighter as per client specification		Periscope plug as per specification.
	Single wall mounted light switch to be mounted at 1300mm above uffl.		Garage door ceiling mounted motor
	Double wall mounted light switch to be mounted at 1300mm above uffl.		TV point aerial
	Triple wall mounted light switch to be mounted at 1300mm above uffl.		Shavers plug
	Sheay wall mounted light switch to be mounted at 1300mm above uffl.		Telkom point
	Waterlight wall mounted light switch to be mounted at 1300mm above uffl.		Network point
	Dimmer wall mounted light switch to be mounted at 1300mm above uffl.		Stove isolator
	Single wall mounted plug, top of socket to be 1250mm above uffl.		Power Skirting
	Double wall mounted plug, top of socket to be 300mm above uffl.		(2 x 18 W) 1500 Long 2 tube fluorescent armaiture with prismatic diffuser suspended from ceiling.
	Double wall mounted waterlight plug		5 Watt LED Down lighter as per specification
	Extractor connection plug @ 2100mm		20 Watt Compacted Fluorescent pendant light as per specification
	Blank conduiting boxes		(5 Watt) CFL Wall mounted braai light
	Periscope plug as per specification.		(10 Watt x 2) External LED Wall mounted light

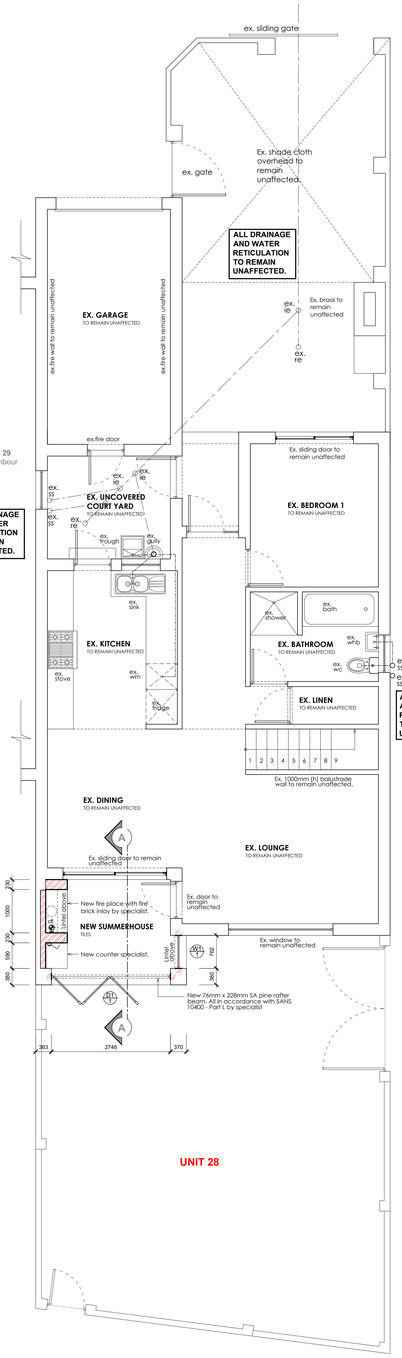

FLOOR PLAN / Ground Floor
SCALE 1:50

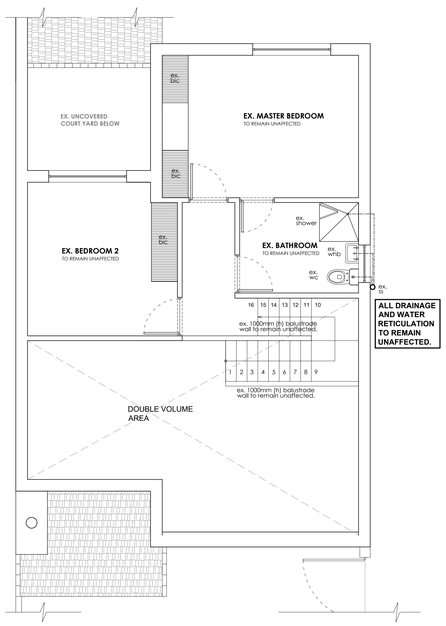

FLOOR PLAN / First Floor
SCALE 1:50

SITE PLAN
SCALE 1:200

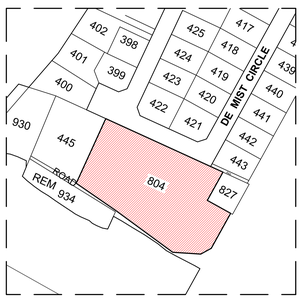

SITE LOCALITY PLAN
NOT TO SCALE

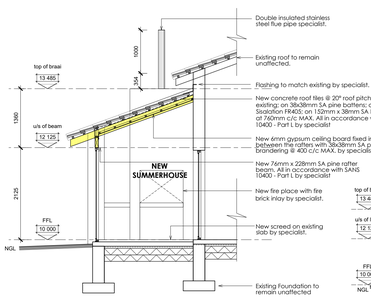

SECTION A-A
SCALE 1:50

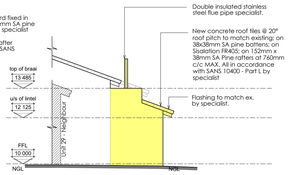

WEST ELEVATION
SCALE 1:100

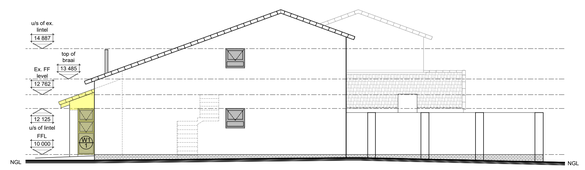

EAST ELEVATION
SCALE 1:100

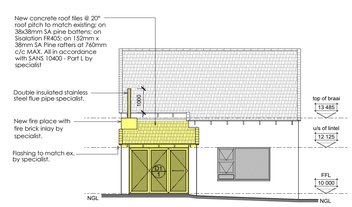

SOUTH ELEVATION
SCALE 1:100

MUNICIPAL INFORMATION

TOWN PLANNING	RES3D Required	RES3D Provided
ERF NO:	ERF 804	ERF 804
ZONING	RES3D	RES3D
HEIGHT RESTRICTION	TBC	Double Storey
BUILDING LINE FRONT	TBC	8000mm
BUILDING LINE SIDES	TBC	5000mm
BUILDING LINE REAR	TBC	5000mm
EXISTING ERF AREA:	10506 sqm	10506 sqm
EXISTING AREA:	143 sqm	143 sqm
NEW AREA:	8 sqm	8 sqm
TOTAL AREA:	151 sqm	151 sqm
EXISTING COVERAGE:	102 sqm	102 sqm
NEW COVERAGE:	8 sqm	8 sqm
TOTAL COVERAGE:	110 sqm	110 sqm
NEW GARAGES:	0	0
NEW BATHROOMS:	0	0
PARKING BAYS	N/A	N/A
FSI	N/A	N/A

TOWN PLANNING

ERF 804, AMSTERDAMHOEK , PORT ELIZABETH	
ERF AREA 10506 sqm	10506 sqm
EXISTING COVERAGE @ 102 sqm 1.0%	102 sqm
PROPOSED NEW COVERAGE	8 sqm
TOTAL COVERAGE	110 sqm
FSI EXISTING	N/A
PROPOSED NEW TOTAL FSI	N/A
FSI PERMITTED - n/a	N/A
PARKING REQUIRED - n/a	N/A

APPLICATION OF SANS 10400-XA (Ed.2)

ZONE 4 - CLASSIFICATION H4 / Dwelling Houses

		REQUIREMENTS	ACTUAL	STATUS
1	DESIGN	The orientation is in accordance with the requirements of 5.1	NON-HABITABLE SPACE NOT APPLICABLE	N/A
2	SHADING	The shading is in accordance with the requirements of 5.2	NON-HABITABLE SPACE NOT APPLICABLE	N/A
3	FENESTRATIONS & ROOF LIGHTS	The fenestration is in accordance with the requirements of 5.3	NON-HABITABLE SPACE NOT APPLICABLE	N/A
4	FLOOR INSULATION for under floor heating	The floors are in accordance with the requirements of 5.4 5.4.1. Surface bed (Heated) 5.4.2. Suspended (Elevated) R-value => **1.00**	NOT APPLICABLE	N/A
5	EXTERNAL WALLS Surface density **< 270kg/m²**	The external walls are in accordance with the requirements of 5.5 Zone 4: 20mm Cavity wall: R-value => 1.9	NON-HABITABLE SPACE NOT APPLICABLE	N/A
6	ROOF & CEILING ASSEMBLY	The roof and ceiling assemblies are in accordance with the requirements of 5.6 Zone: **4** Direction of flow: **UP** **20° Metal roof with raked ceiling**	NON-HABITABLE SPACE NOT APPLICABLE	N/A
7	BUILDING SEALING	The building sealing is in accordance with the requirements of 5.7 The maximum air leakage for windows and doors shall comply with the requirements of SANS 613.	A foam or rubber compressible strip or a fibrous seal to restrict air leakage shall be fitted to each edge of an external door and other such opening that serves a habitable room. In order	
8	HOT WATER Classification H4	The building hot water is in accordance with the requirements of 6.1	NON-HABITABLE SPACE ADDED NOT APPLICABLE	N/A
	PIPE INSULATION (hot water pipes)	Internal pipe diameter ≤ 80mm: Minimum R-value of 1.00	NON-HABITABLE SPACE NOT APPLICABLE	N/A
9	LIGHTING Classification H4	The building lighting is in accordance with the requirements of 6.2	LED & CFL deemed to comply with Table 12 for **H3 & H4**	In order

REVISIONS:

GENERAL NOTES:

All dimensions to be checked on site before construction commences. All dimensions are given in millimetres, unless otherwise specified. Contractors to adhere to all local authority's regulations and requirements. Contractors to be a suitably qualified and registered participant in the construction industry and to adhere to all relevant OHS legislation. This drawing to be read in conjunction with the client's OHS (Occupational Health and Safety) file. All work to be done in accordance with the National Building Regulations SANS 10400. Before the drawing is priced it is the contractor's responsibility to ensure he is familiar with the site. All trade names quoted may only be substituted by similar, subject to architect's approval. All materials to be installed in strict accordance with manufacturer's specifications. All conduit work to be SABS approved quality. All light fittings is to be fitted to comply with the relevant code of practice as specified in SANS 10400: Part O. All new work to be made good with existing. This drawing is not to be scaled unless printed by H. Gouws renders. All existing dimensions not to be scaled from drawings but to be checked on site. Any discrepancies shall be reported to the designer immediately and clarified by the architect prior to commencement of work. Top of foundations to be a minimum of 150mm below finished ground level. Minimum 100mm thick concrete surface bed as per Engineers drawings to be on 250 mic. "gunplas" ubs green dpm on 30mm sand blinding layer and on well compacted fill in layers not more than 150mm. SABS Approved "gundle" 375 mic. dpc under all walls, window cills and at changes in floor level. These architectural drawings to be read in conjunction with engineers and consultants drawings, where applicable. All building work to be carried out in accordance with the national building regulations. The contractor is responsible for all site visits by local authorities to ensure that all building work and the drainage work to be carried out in accordance with the national building regulations. All roof measurements to be taken on site by roof specialist prior to roof construction. All file layouts to be confirmed with architect prior to commencing. Levels shown are relative to a benchmark at 100.00 mal of new floor level. Mal is not the actual level but a benchmark to base other heights of the building shown on the drawings. Contractor to keep a full set of latest issued drawings on site. Contractor is responsible for the correct setting out of the building on site with reference to the building line and boundaries. Contractor to take responsibility for all health and safety measures on site.

DRAWING TITLE:

MUNICIPAL SUBMISSION

PROJECT TITLE:

ADDITIONS AND ALTERATIONS ON **ERF 804, AMSTERDAMHOEK** , PORT ELIZABETH (Unit 28) FOR **Ms. Whittle**

14 Aug 23

CLIENT SIGNATURE

BLACKHOUND ARCHITECTURE & RENDERING

dewald@blackhoundenterprises.com 072 799 9597 | 072 418 6867
https://blackhoundenterprises.com
Unit 10, The Network, 19 Cactus Rd Fairview, Port Elizabeth, 6070

14 Aug 23

PROFESSIONAL SIGNATURE

MUNICIPAL INFORMATION:

ERF NO:	**804, Amsterdamhoek** (Unit 28)
ERF AREA:	10506 sqm
EXISTING AREA:	143 sqm
NEW AREA:	8 sqm
TOTAL AREA:	151 sqm
EX. COVERAGE:	**102 sqm**
NEW COVERAGE:	**8 sqm**
TOTAL COVERAGE:	110 sqm
NEW GARAGES:	0
NEW BATHROOMS:	0
POOL:	NO
BOUNDARY WALLS:	0 M
AGE OF BUILDING:	<60

PROFESSIONAL ARCHITECTURAL TECHNOLOGIST
DEWALD MATHYS POTGIETER
Cell: 072 799 9597 | Email: dewald@blackhoundenterprises.com
Cl. Tech. (Arch.) Johannesburg reg. 19 Aug 2003

COPYRIGHT:

This drawing is subject to copyright, and may not be reproduced in whole or part in any matter whatsoever without written permission from Blackhound Architecture & Rendering.

PROJECT NO.: 2023_House Whittle	REVISION NO.: 00
DRAWING NO.: 20230814_House Whittle_MS01	SHEET NO.: 101
DRAWN BY: DMP	
PRINT DATE: 14 Aug 2023	PAGE SIZE: A0