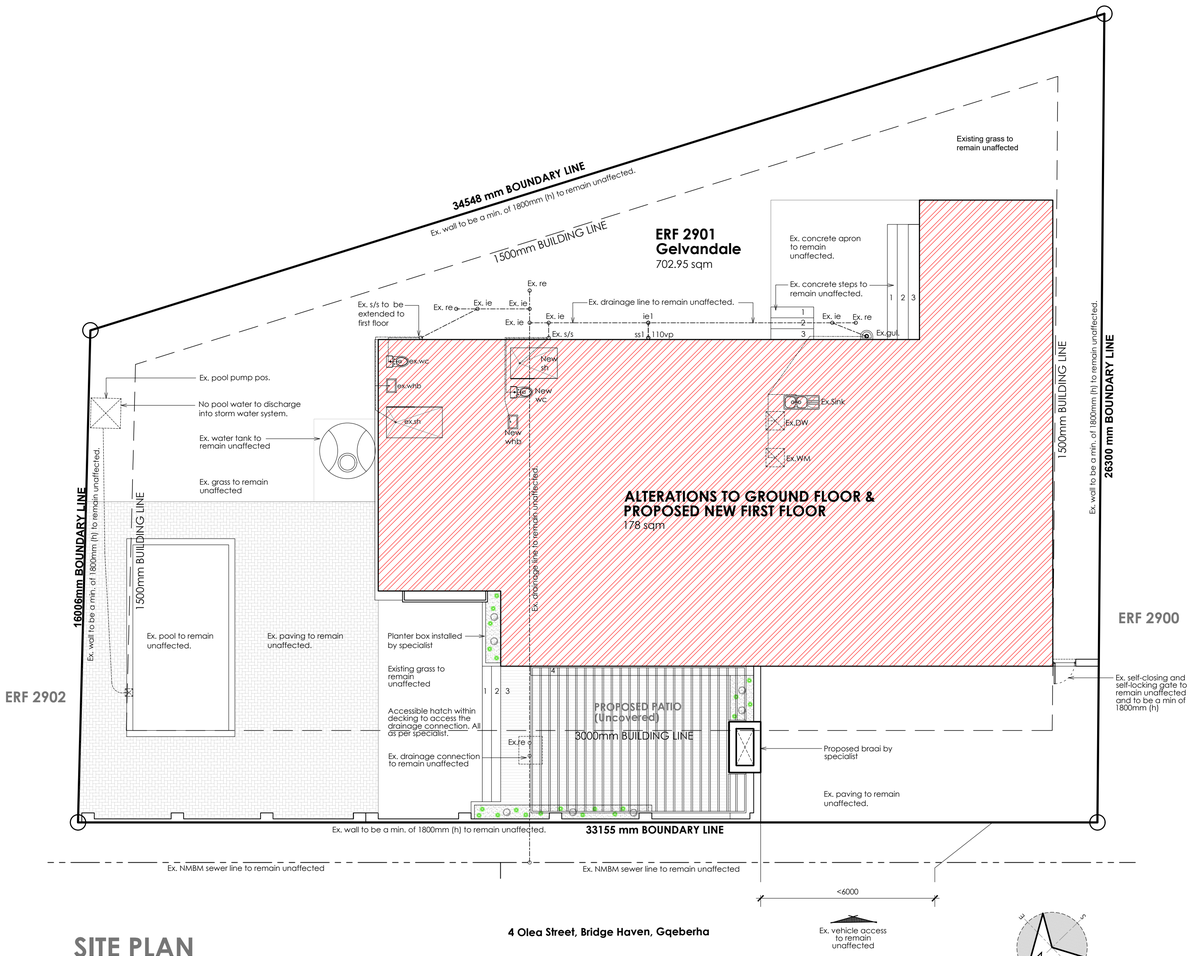

SITE PLAN
SCALE 1:100

4 Olea Street, Bridge Haven, Gqeberha

MUNICIPAL INFORMATION:

Erf No.:	ERF **2901, GELVANDALE**
Existing Erf Area:	702.95 sqm
Existing floor Area:	245 sqm
New floor Area:	178 sqm
Total Floor Area:	423 sqm
Ex. Coverage:	245 sqm - 35 %
Prop. Coverage:	0 sqm - 0 %
Total Coverage:	245 sqm - **35** %
NEW GARAGES:	0
NEW BATHROOMS:	2

TOWN PLANNING INFO.

	(Permitted)	(Proposed)
Zoning:	Single Res 1	Single Res 1
Height Restriction:	8.5M	8.5M
Building Line Front	3000mm	3000mm
Building Line Sides	1500mm	1500mm
Building Line Rear	1500mm	1500mm
Ex. Coverage:	-----	245 sqm - 35 %
Prop. Coverage:	-----	0 sqm - 0 %
Total Coverage:	422 sqm - **60%**	245 sqm - **35** %
FSI	0.60	0.60
PARKING BAYS	1 Bays	1 Bays
REQUIRED PARKING	= **1**	
PARKING PROVIDED BAY FOR DISABLED	0 parking	
NORMAL BAYS	1 parking	
PROPOSED PARKING	= **1**	

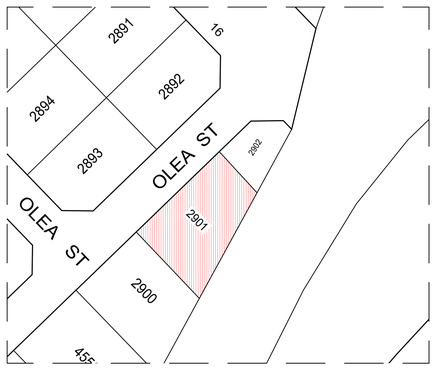

SITE LOCALITY
SCALE N/A

APPLICATION OF SANS 10400-XA (Ed.2)

ZONE 4 - CLASSIFICATION H4 / Dwelling Houses

		REQUIREMENTS	ACTUAL	STATUS
1	DESIGN	The orientation is in accordance with the requirements of 5.1	Building facing North/South with longest axis orientated East/West	In order
2	SHADING	The shading is in accordance with the requirements of 5.2	See **Fenestration** calculations	In order
3	FENESTRATIONS & ROOF LIGHTS	The fenestration is in accordance with the requirements of 5.3	See **Fenestration** calculations	In order
4	FLOOR INSULATION for under floor heating	The floors are in accordance with the requirements of 5.4 5.4.1. Surface bed (Heated) 5.4.2. Suspended (Exposed) R-value => **1.00**	**Under slab (Heated):** mm / W/m.K / R-Val. Lambdaboard 000 / 0.024 / 0.00 **Total R-value: Req. =>1.0 0.00** **Suspended Floor (Exposed):** mm / W/m.K / R-Val. Lambdaboard 000 / 0.024 / 0.00 **Total R-value: Req. =>1.0 0.00**	N/A N/A
5	EXTERNAL WALLS Surface density **> 270kg/m²**	The external walls are in accordance with the requirements of 5.5 (Table 6) Zone 4: 50mm Cavity wall: R-value => 0.6	**External wall:** mm / W/m.K / R-Val. Outer Air-film (1/20) 1000 / 20 / 0.05 15mm plaster 015 / 0.75 / 0.02 110mm Brick 110 / 0.82 / 0.13 Air-spaces 1000 / 6.8 / 0.15 Cavity (Lambdaboard) 000 / 0.024 / 0.00 110mm Brick 110 / 0.82 / 0.13 15mm plaster 15 / 0.75 / 0.02 Inner Air-Film (1/9.4) 1000 / 9.4 / 0.11 **Total R-value: Req. =>0.60 0.61**	In order
6	ROOF & CEILING ASSEMBLY	The roof and ceiling assemblies are in accordance with the requirements of 5.6 Zone: **4** Direction of Flow: **UP** **23° Tiled roof with horizontal ceiling**	23° **DUAL PITCH ROOF** mm / W/m.K / R-Val. Outer Air-film (1/20) n/a / n/a / 0.05 Tiled roof 0.00 / 53.00 / 0.00 Air-space & Sisalation n/a / n/a / 0.51 Isover Aerolite insulation 50.0 / 0.044 / 1.14 Isover Aerolite insulation 75.0 / 0.04 / 1.88 Gypsum Ceiling 6.40 / 0.17 / 0.04 Inner Air-Film (1/11.0) n/a / n/a / 0.09 **Total R-value: Req. =>3.7 3.71**	In order
7	BUILDING SEALING	The building sealing is in accordance with the requirements of 5.7	A foam or rubber compressible strip or a fibrous seal to restrict air leakage shall be fitted to each edge of an external door and other such opening that serves a habitable room. The maximum air leakage for windows and doors shall comply with the requirements of SANS 613.	In order
8	HOT WATER Classification H4 - Dwelling house	The building hot water is in accordance with the requirements of 6.1 Persons per Bedroom: 2 Number of Bedrooms: 4	Average annual hot water usage: 115 L/p/d Annual hot water consumption: 115 x 8 = **920** L/p/d Stipulated 24hr hot water @ 60°C min: 50 L/p Minimum solar hot water storage: ((50)*1.5) x 8 = **600** L/p 2 Persons per bedroom x 4 Number of bedrooms 8 Occupancy Stipulated 24hr hot water @ 60°C min: 50 L/p Minimum heat pump hot water storage: 50 x 8 = **400** L/p	In order
	PIPE INSULATION (hot water pipe)	Internal pipe diameter ≤ 80mm: Minimum R-value of 1.00	mm / W/m.K / R-Val. Closed cell elastomeric thermal insulation 38 / 0.036 / 1.06 **Total R-value: Req. 1.0 1.06**	In order
9	LIGHTING Classification H4	The building lighting is in accordance with the requirements of 6.2	LED & CFL deemed to comply with Table 12 for **H3 & H4**	In order

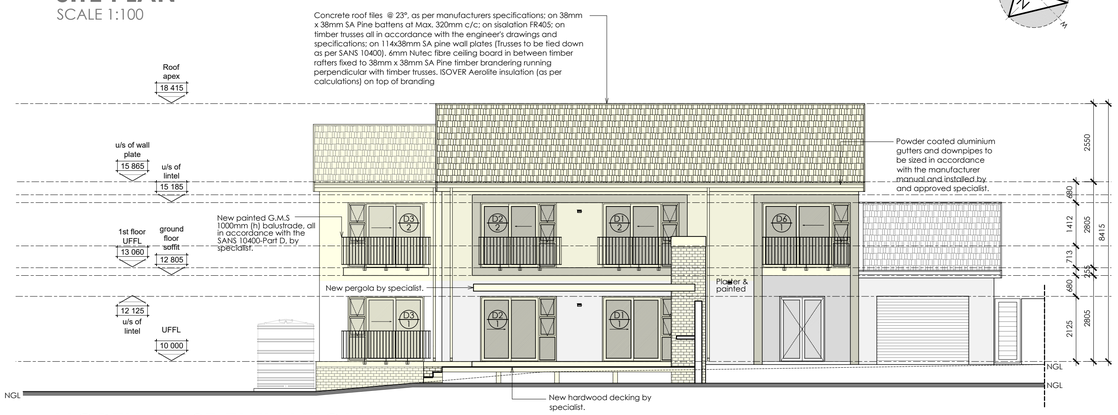

NORTH-WEST ELEVATION
SCALE 1:100

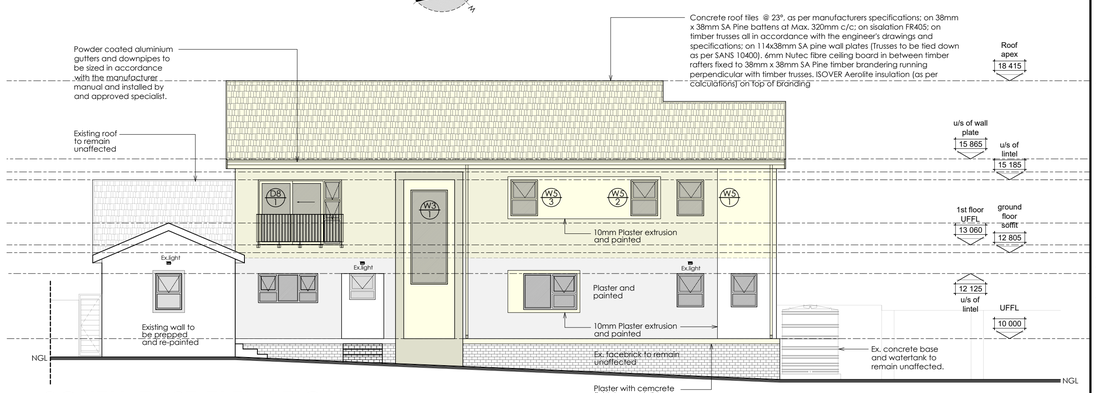

SOUTH-EAST ELEVATION
SCALE 1:100

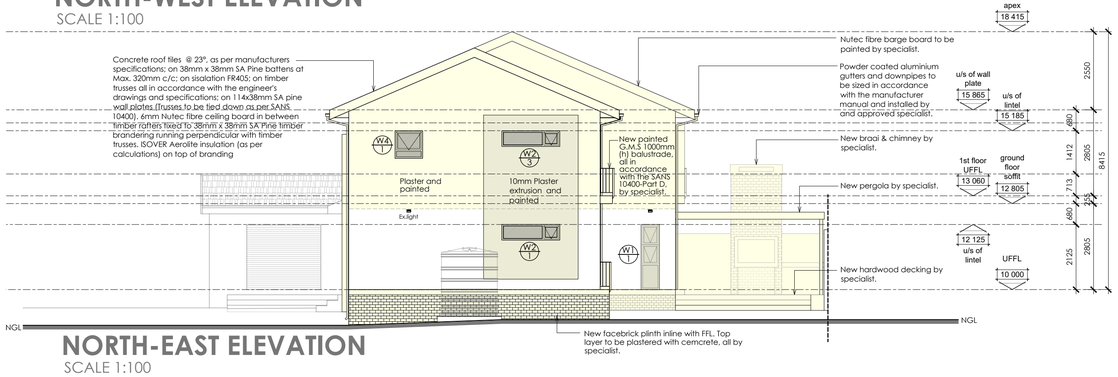

NORTH-EAST ELEVATION
SCALE 1:100

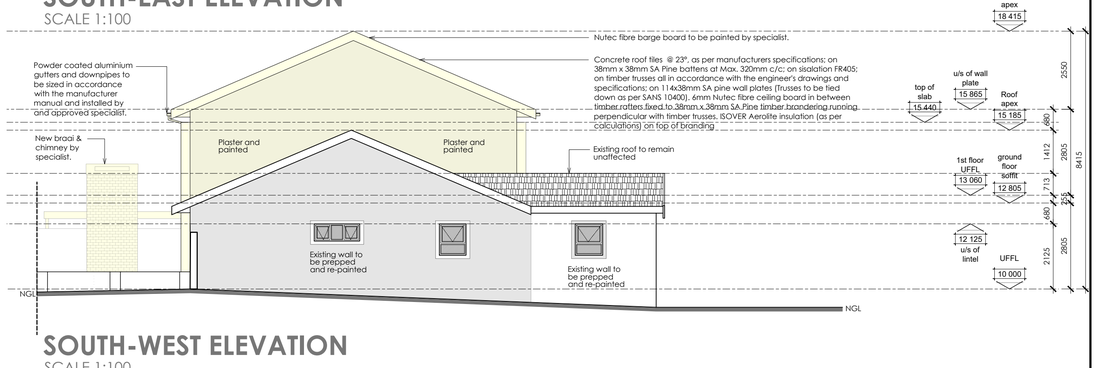

SOUTH-WEST ELEVATION
SCALE 1:100

REVISIONS:

GENERAL NOTES:

All dimensions to be checked on site before construction commences. All dimensions are given in millimeters, unless otherwise specified. Contractors to adhere to all local authority's regulations and requirements. Contractors to be a suitably qualified and registered participant in the construction industry as required by Construction Regulation 2014. Drawings to be read in conjunction with the clients OHS (Occupational Health and Safety) file. All work to be done in accordance with the National Building Regulations SANS 10400. Before this drawing is priced it is the contractor's responsibility to ensure he is familiar with the site. All trade names quoted may only be substituted by similar, subject to architect's approval. All materials to be installed in strict accordance with manufacturer's specifications. All conduit work to be SABS approved quality. All light fittings is to be fitted to comply with the relevant code of practice as specified in SANS 10400: Part O. All new work to be made good with existing. This drawing is not to be scaled unless printed by H. Gouws renders. All existing dimensions not to be scaled from drawings but to be checked on site. Any discrepancies shall be reported to the designer immediately and clarified by the architect prior to commencement of work. Top of foundations to be a minimum of 150mm below finished ground level. Minimum 100mm thick concrete surface bed as per Engineers drawings to be on 250 mic. "gunplas" ubs green dpm on 50mm sand blinding layer and on well compacted fill in layers not more than 150mm. SABS Approved "gundle" 375 mic. dpc under all walls, window cills and at changes in floor level. These architectural drawings to be read in conjunction with engineers and consultants drawings, where applicable. All building work to be carried out in accordance with the national building regulations. The contractor is responsible for all site visits by local inspectors and pay all fees in connection therewith. All drainage work to be carried out in accordance with the national building regulations. All roof measurements to be taken on site by roof specialist prior to roof construction. All tile layouts to be confirmed with architect prior to commencing. Levels shown are relative to a benchmark at 100.00 msl of new floor level. Msl is not the actual level but a benchmark to base other heights of the building shown on the drawings. Contractor to keep a full set of latest issued drawings on site. Contractor is responsible for the correct setting out of the building on site with reference to the building line and boundaries. Contractor to take responsibility for all health and safety measures on site.

DRAWING TITLE:

MUNICIPAL SUBMISSION

PROJECT TITLE:

ADDITIONS AND ALTERATIONS ON **ERF 2901, GELVANDALE** , PORT ELIZABETH FOR **Mr & Mrs Abader**

16 Feb 26

CLIENT SIGNATURE

BLACKHOUND ARCHITECTURE & RENDERING

brett@blackhound.co.za
072 418 6867 | 072 799 9597
https://blackhoundenterprises.com
Unit 10, The Network, 19 Cactus Rd
Fairview, Port Elizabeth, 6070

16 Feb 26

PROFESSIONAL SIGNATURE

MUNICIPAL INFORMATION:

ERF NO:	**2901, Gelvandale**
ERF AREA:	702.95 sqm
EXISTING AREA:	245 sqm
NEW AREA:	**178 sqm**
TOTAL AREA:	423 sqm
EX. COVERAGE:	245 sqm - 34.85%
NEW COVERAGE:	**0 sqm - 0.00%**
TOTAL COVERAGE:	245 sqm - 35%
NEW GARAGES:	0
NEW BATHROOMS:	2
POOL:	NO
BOUNDARY WALLS:	0 M
AGE OF BUILDING:	<60

PROFESSIONAL ARCHITECTURAL TECHNOLOGIST
South African Council for Architectural Profession
DEWALD MATHYS POTGIETER
09:50 am (Africa/Johannesburg) on 16 Feb 2026

COPYRIGHT:

This drawing is subject to copyright, and may not be reproduced in whole or part in any matter whatsoever without written permission from Blackhound Architecture & Rendering.

PROJECT NO.: 2025_ABADER
DRAWING NO.: 20260216_ABADER_MS02
DRAWN BY: Brett Kolesky
PRINT DATE: 16 Feb 2026
PAGE SIZE: A1
REVISION NO.: 00
SHEET NO.: 001