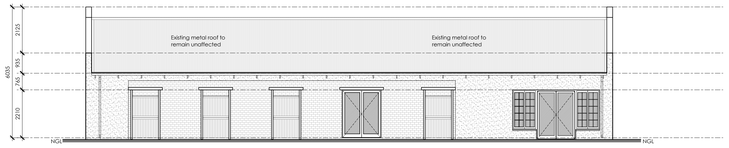

NORTH ELEVATION / EX. FARM STALL
SCALE 1:100

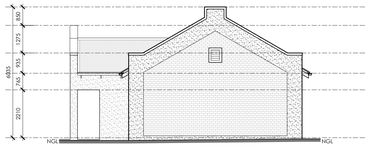

EAST ELEVATION / EX. FARM STALL
SCALE 1:100

SOUTH ELEVATION / EX. FARM STALL
SCALE 1:100

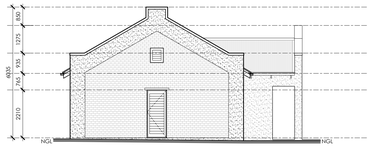

WEST ELEVATION / EX. FARM STALL
SCALE 1:100

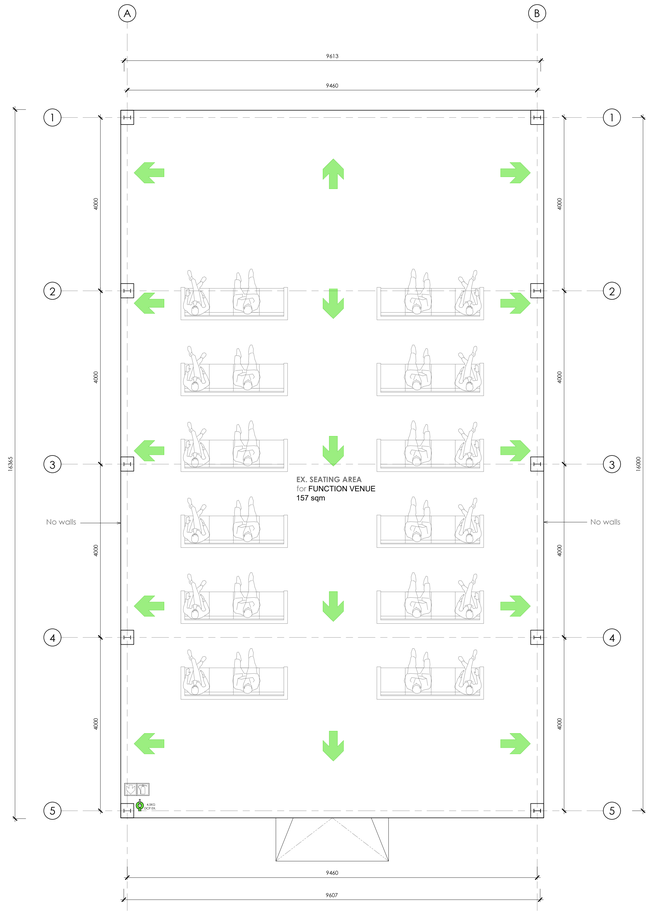

FLOOR PLAN / EX. BUILDING (8)
SCALE 1:50

MUNICIPAL INFORMATION:	
Erf No.:	ERF **2377, THEESCOMBE**
Existing Erf Area:	29005 sqm
Existing Floor Area:	925 sqm
New floor Area:	141 sqm
Total Floor Area:	1066 sqm
Ex. Coverage:	925 sqm - 3.19%
Prop. Coverage:	141 sqm - 0.49%
Total Coverage:	1066 sqm - **4%**
NEW GARAGES:	0
NEW BATHROOMS:	0

TOWN PLANNING INFO.	(Permitted)	(Proposed)
Zoning:	Agriculture Zone 1	Agriculture Zone 1
Height Restriction:	8.5M / 15M	8.5M / 15M
Building Line Front	10 000mm	10 000mm
Building Line Sides	10 000mm	10 000mm
Building Line Rear	10 000mm	10 000mm
Ex. Coverage:	------	925 sqm - 3.19%
Prop. Coverage:	------	141 sqm - 0.49%
Total Coverage:	5801 sqm - **20%**	1066 sqm - **4%**
FSI	0.60	0.04
PARKING BAYS	48.3 Bays	55 Bays

PARKING CALCULATIONS
AS PER PAGE 101

REQUIRED PARKING	= **48.3**	
PARKING PROVIDED BAY FOR DISABLED	02	parking
NORMAL BAYS	53	parkings
PROPOSED PARKING	= **55**	

ELECTRICAL LEGEND

- Single wall mounted light switch to be mounted at 1300mm above uffl.
- Double wall mounted light switch to be mounted at 1300mm above uffl.
- Triple wall mounted light switch to be mounted at 1300mm above uffl.
- Quadruple wall mounted light switch to be mounted at 1300mm above uffl.
- Watertight wall mounted light switch to be mounted at 1300mm above uffl.
- Dimmer wall mounted light switch to be mounted at 1300mm above uffl.
- Double wall mounted plug, top of socket to be 300mm above uffl.
- Double wall mounted plug, top of socket to be 300mm above uffl.
- Double wall mounted watertight plug
- Extractor connection plug @ 2100mm
- Blank conduiting boxes
- Periscope plug as per specification.
- Garage door ceiling mounted motor
- TV point aerial
- Shaven plug
- Telkom point
- Network point
- Stove isolator
- Power Skirting
- 2 x 18 W| 1500 Long 2 tube fluorescent armature with prismatic diffuser suspended from ceiling
- 5 Watt LED Down lighter as per specification
- 20 Watt Compacted Fluorescent hanging pendant light as per specification
- 20 Watt Compacted Fluorescent ceiling light as per specification
- 30 Watt Fan light ceiling mounted
- [5 Watt x 2] Internal LED Wall mounted light
- [10 Watt x 2] External LED Wall mounted light
- 50 Watt External LED Wall mounted spotlight
- 13 Watt Internal compact Fluorecent Up Lighter (wall mounted) as per client
- Starlights (wall mounted) as per client
- LED Strip Lighting
- Pool light as per client
- Foot light
- Electrical fence control box.
- Gate Control Unit
- Pre-paid Electricity meter
- Daylight sensor
- Intercom panel
- Intercom system
- Alarm panel
- Alarm system
- Hair dryer waterproof plug
- Main distribution board
- Sub distribution board
- Uninterruptible power supply
- Sleeve to be installed for future Fibre optic installations. sleeve to be as per specialist

WATER RETICULATION LEGEND

- proposed cold water source point, plumber to tap into existing cold water pipes of this point
- municipal water connection and stop cock
- garden tap position
- proposed cold water reticulation
- proposed hot water reticulation
- proposed cold water pipe up
- proposed cold water pipe down
- proposed hot water pipe down
- proposed cold water stopcock
- proposed hot water stopcock
- proposed cold tap
- proposed hot tap
- shower head
- HP — external mounted heat pump as per specialist.
- solar geyser on roof with geyser in the ceiling space as per specialist.

95mm flexible polyester insulation to new geyser to achieve R-value of 2.00

50mm flexible polyester insulation to all new hot water pipes to achieve R-value of 1

FIRE PLAN LEGEND

- Smoke Detectors — S
- Manual Control Panel — MCP
- Signage for direction of fire escape route
- Signage for fire extinguisher
- Fire extinguisher — A,B(C),(H),E 4A 27B
- Fire blanket
- Fire escape route
- 30m Fire hose reel — 30m FHR
- Fire hydrant — H

REVISIONS:

GENERAL NOTES:

All dimensions to be checked on site before construction commences. All dimensions are given in millimetres, unless otherwise specified. Contractors to adhere to all local authority's regulations and requirements. Contractors to be a suitably qualified and registered participant in the construction industry as required by Construction Regulation 2014. Drawings to be read in conjunction with the clients OHS (Occupational Health and Safety) file. All work to be done in accordance with the National Building Regulations SANS 10400. Before this drawing is priced it is the contractor's responsibility to ensure he is familiar with the site. All trade names quoted may only be substituted by similar, subject to architect's approval. All materials to be installed in strict accordance with manufacturer's specifications. All conduit work to be SABS approved quality. All light fittings is to be fitted to comply with the relevant code of practice or specification. All PVC work to be fixed to give a neat and good with existing. This drawing is not to be scaled unless printed by H. Gouws renders. All existing dimensions not to be scaled from drawings but to be checked on site. Any discrepancies shall be reported to the designer immediately and clarified by the architect prior to commencement of work. Top of foundations to be a minimum of 150mm below finished ground level. Minimum 100mm thick concrete surface bed as per Engineers drawings to be on 250 mic. "gunplas" ubs green dpm on 50mm sand blinding layer and on well compacted fill in layers not more than 150mm. SABS Approved "gundle" 375 mic. dpc under all walls, window cills and at changes in floor level. These architectural drawings to be read in conjunction with engineers drawings and specifications. All structural and building work to be carried out in accordance with the national building regulations. The contractor is responsible for all site visits by local inspectors and pay all fees in connection therewith. All drainage work to be carried out in accordance with the national building regulations. All roof measurements to be taken on site by roof specialist prior to roof construction. All tile layouts to be confirmed with architect prior to commencing. Levels shown are relative to a benchmark at 100.00 mal of new floor level. Mal is not the actual level but a benchmark to base other heights of the building shown on the drawings. Contractor to keep a full set of latest issued drawings on site. Contractor is responsible for the correct setting out of the building on site with reference to the building line and boundaries. Contractor to take responsibility for all health and safety measures on site.

DRAWING TITLE:

SITE DEVELOPMENT PLAN

PROJECT TITLE:

ADDITIONS AND ALTERATIONS ON **ERF 2377, THEESCOMBE** , PORT ELIZABETH FOR **Mr Saunders**

4 Feb 25
CLIENT SIGNATURE

BLACKHOUND ARCHITECTURE & RENDERING
dewald@blackhoundenterprises.com
072 722 9597 | 072 418 6867
info@blackhoundenterprises.com
Unit 10, Triangle Network, 19 Cactus Rd
Fairview, Port Elizabeth, 6070

4 Feb 25
PROFESSIONAL SIGNATURE

MUNICIPAL INFORMATION:	
ERF NO:	**2377, Theescombe**
ERF AREA:	29005 sqm
EXISTING AREA:	925 sqm
NEW AREA:	**141 sqm**
TOTAL AREA:	1066 sqm
EX. COVERAGE:	925 sqm - 3.19%
NEW COVERAGE:	**141 sqm - 0.49%**
TOTAL COVERAGE:	1066 sqm - 4%
NEW GARAGES:	0
NEW BATHROOMS:	0
POOL:	NO
BOUNDARY WALLS:	0 M
AGE OF BUILDING:	27

PROFESSIONAL ARCHITECTURAL TECHNOLOGIST
DEWALD MATHYS POTGIETER
SB 04 am (Africa)shamenlang) on 04 Feb 2025

COPYRIGHT:
This drawing is subject to copyright, and may not be reproduced in whole or part in any matter whatsoever without written permission from Blackhound Architecture & Rendering.

PROJECT NO.: 2023_STABLES	REVISION NO.: 00
DRAWING NO.: 20250204_STABLES_MS01	SHEET NO.: 301
DRAWN BY: DMP	
PRINT DATE: 04 Feb 2025	PAGE SIZE: A0

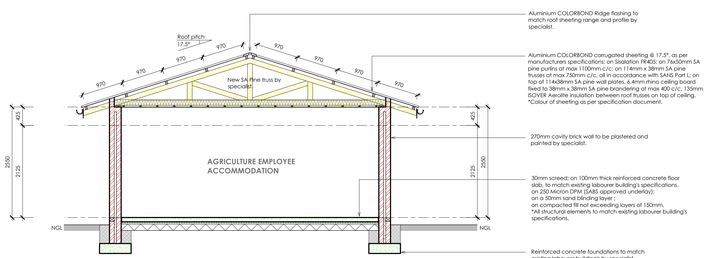
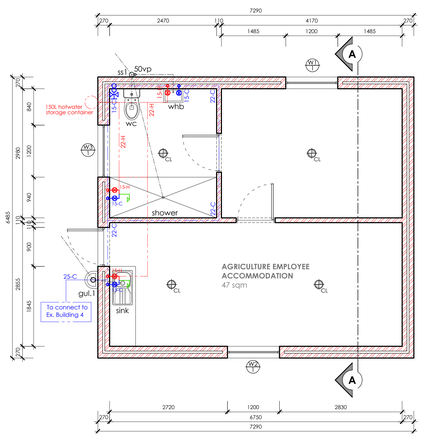
APPLICATION OF SANS 10400-XA (Ed.2)						
ZONE 4 - CLASSIFICATION H3 / Domestic Residences						
	REQUIREMENTS		ACTUAL			STATUS
1	DESIGN	The orientation is in accordance with the requirements of 5.1	Building facing North/South with longest axis orientated East/West			In order
2	SHADING	The shading is in accordance with the requirements of 5.2	See **Fenestration** calculations			In order
3	FENESTRATIONS	The fenestration is in accordance with the requirements of 5.3	See **Fenestration** calculations			In order
4	FLOOR INSULATION for under floor heating	The floors are in accordance with the requirements of 5.4 5.4.1. Surface bed (Heated) 5.4.2. Suspended (Exposed) R-value => **1.00**	**Under slab (Heated):**	mm	W/m.K	R-Val.
			Lambadaboard	000	0.024	0.00
			Total R-value:	**Req. =>1.0**		**0.00** N/A
			Suspended Floor (Exposed):	mm	W/m.K	R-Val.
			Lambadaboard	000	0.024	0.00
			Total R-value:	**Req. =>1.0**		**0.00** N/A
5	EXTERNAL WALLS Surface density **> 270kg/m²**	The external walls are in accordance with the requirements of 5.5 (Table 6) Zone 4: 30mm Cavity wall: R-value => 0.6	**External wall:**	mm	W/m.K	R-Val.
			Outer Air-film (1/20)	1000	20	0.05
			15mm plaster	015	0.75	0.02
			110mm Brick	110	0.82	0.13
			Air-spaces	1000	6.8	0.15
			Cavity (Lambadaboard)	000	0.024	0.00
			110mm Brick	110	0.82	0.13
			15mm plaster	15	0.75	0.02
			Inner Air-Film (1/9.4)	1000	9.4	0.11
			Total R-value:	**Req. =>0.60**		**0.61** In order
6	ROOF & CEILING ASSEMBLY	The roof and ceiling assemblies are in accordance with the requirements of 5.6 Zone: **4** Direction of Flow: **UP** **17.5° Metal roof with horizontal ceiling**	17.5° **PITCH ROOF**	mm	W/m.K	R-Val.
			Outer Air-film (1/20)	n/a	n/a	0.05
			Metal Roofing sheeting	0.00	53.00	0.00
			Air-space & Sisalation	n/a	n/a	0.51
			Isover Aerolite insulation	135	0.044	3.07
			Isover Aerolite insulation	0.00	0.04	0.00
			Gypsum Ceiling	6.40	0.17	0.04
			Inner Air-Film (1/11.0)	n/a	n/a	0.09
			Total R-value:	**Req. =>3.7**		**3.76** In order
7	BUILDING SEALING	The building sealing is in accordance with the requirements of 5.7	A foam or rubber compressible strip or a fibrous seal to restrict air leakage shall be fitted to each edge of an external door and other such opening that serves a habitable room. The maximum air leakage for windows and doors shall comply with the requirements of SANS 613.			In order
8	HOT WATER Classification H3 - Agriculture Employee Accommodation	The building hot water is in accordance with the requirements of 6.1 Persons per Bedroom: 2 Number of Bedrooms: 1 2 Persons per bedroom x 1 Number of bedrooms 2 Occupancy	Average annual hot water usage:	52	L/p/d	
			Annual hot water consumption: 52 x 2	= **104**	L/p/d	In order
			Stipulated 24hr hot water @ 60°C min:	35	L/p	
			Minimum solar hot water storage: (105)*1.5) x 2	= **105**	L/p	In order
	PIPE INSULATION (hot water pipe)	Internal pipe diameter ≤ 80mm; Minimum R-value of 1.00	Closed-cell elastomeric thermal insulation	mm	W/m.K	R-Val.
				38	0.036	1.06
			Total R-value:	**Req. 1.0**		**1.06** In order
9	LIGHTING Classification H4	The building lighting is in accordance with the requirements of 6.2	LED & CFL deemed to comply with Table 12 for **H3 & H4**			In order