D1 - quantity1 | D2 - quantity7 | D3 - quantity1 | D4 - quantity5 | D5 - quantity3 (2 x Left, 1 x Right) | D6 - quantity1 | SD1 - quantity1 | SD2 - quantity1

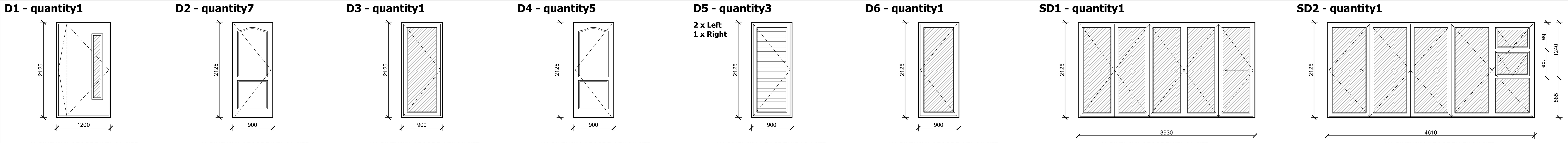

ALL DIMENSIONS TO BE TAKEN ON SITE

DOOR NO.	D1	D2	D3	D4	D5	D6	SD1	SD2
QUANTITY:	1	7	1	5	3	1	1	1
FRAME:	Timber	Timber	Aluminium	Timber	Aluminium	Aluminium	Aluminium	Aluminium
COLOUR:	Light Oak	Black (primed and painted)	Black	Black (primed and painted)	Black	Black	Black	Black
OVERALL SIZE:	1200mm x 2125mm	900mm x 2125mm	900mm x 2125mm	900mm x 2125mm	900mm x 2125mm	900mm x 2125mm	3930mm x 2125mm	4610mm x 2125mm
GLAZING:	6.38mm Safety glass as per NBR - PART-N	N/A	Safety glass as per NBR PART-N and fenestration calculations.	N/A	Safety glass as per NBR PART-N and fenestration calculations.	Safety glass as per NBR PART-N and fenestration calculations.	Safety glass as per NBR PART-N and fenestration calculations.	Safety glass as per NBR PART-N and fenestration calculations.
FENESTRATION AREA (m²):	N/A	N/A	1.91	N/A	1.91	1.91	8.35	9.80
SPECIFICATIONS :	Standard	Standard	Custom made	Standard	Custom made	Custom made	Custom made	Custom made
DESCRIPTION :	Swartland - pivot door - Ready to fit Code: DIFPD611P/1.2	Swartland - Classique Code: MDFCSSHI0	Custom made external door with fixed glazing	Swartland - Classique Code: MDFCSSHI0	Custom made external door with aluminium t&g infill panels	Custom made external door with aluminium t&g infill panels	Custom made 5 panel stack door.	Custom made 5 panel stack door with the last panel to have 2 x top hung panels and 1 x fixed
ORIENTATION:	North	Internal	South	Internal	East	West	South	North

D7 - quantity2 (1 x Left, 1 x Right) | SD3 - quantity1

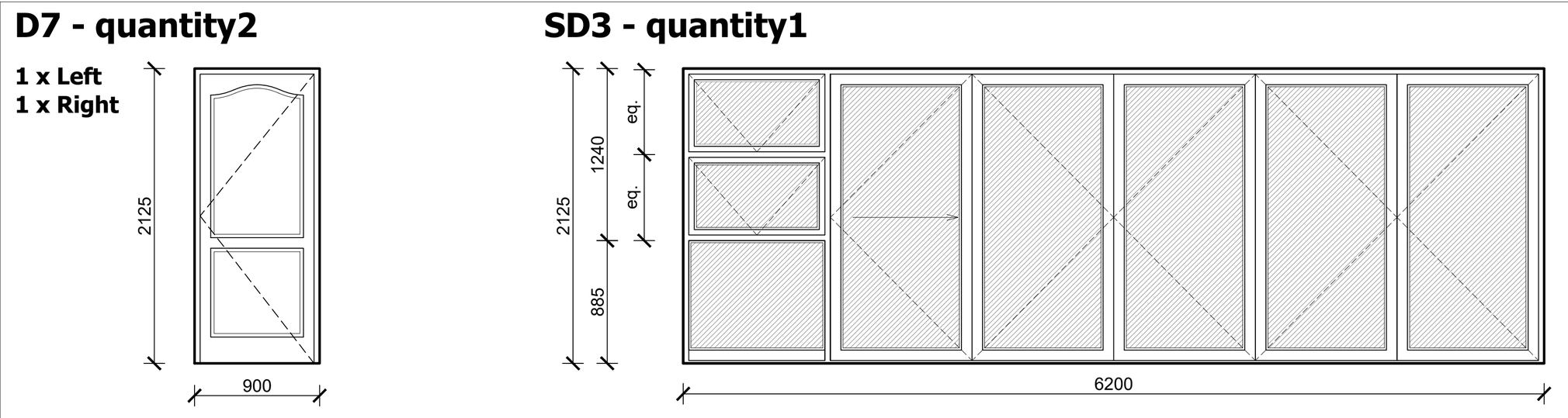

ALL DIMENSIONS TO BE TAKEN ON SITE

DOOR NO.	D7	SD3
QUANTITY:	2	1
FRAME:	Timber	Aluminium
COLOUR:	Black (primed and painted)	Black
OVERALL SIZE:	900mm x 2125mm	6200mm x 2125mm
GLAZING:	N/A	Safety glass as per NBR PART-N and fenestration calculations.
FENESTRATION AREA (m²):	N/A	13.18
SPECIFICATIONS :	Solid Fire door	Custom made
DESCRIPTION :	Swartland - Classique Code: MDFCSSHI0	Custom made 6 panel stack door with the first panel to be fixed with have 2 x top hung panels and 1 x fixed within.
ORIENTATION:	Internal	North

DOOR SCHEDULE

SCALE 1:50

W1 - quantity3 | W2 - quantity1 | W3 - quantity1 | W4 - quantity1 | W5 - quantity1 | W6 - quantity1 | W7 - quantity1 | W8 - quantity1 | W9 - quantity1

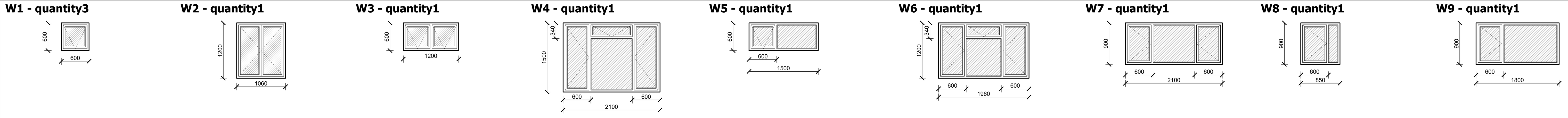

ALL DIMENSIONS TO BE TAKEN ON SITE

WINDOW NO.	W1	W2	W3	W4	W5	W6	W7	W8	W9
QUANTITY:	3	1	1	1	1	1	1	1	1
FRAME:	Aluminium	Aluminium	Aluminium	Aluminium	Aluminium	Aluminium	Aluminium	Aluminium	Aluminium
COLOUR:	Black	Black	Black	Black	Black	Black	Black	Black	Black
OVERALL SIZE:	600mm x 600mm	1060mm x 1200mm	1200mm x 600mm	2100mm x 1500mm	1500mm x 600mm	1960mm x 1200mm	2100mm x 900mm	850mm x 900mm	1800mm x 900mm
GLAZING:	Safety glass as per NBR PART-N and fenestration calculations.	Safety glass as per NBR PART-N and fenestration calculations.	Safety glass as per NBR PART-N and fenestration calculations.	Safety glass as per NBR PART-N and fenestration calculations.	Safety glass as per NBR PART-N and fenestration calculations.	Safety glass as per NBR PART-N and fenestration calculations.	Safety glass as per NBR PART-N and fenestration calculations.	Safety glass as per NBR PART-N and fenestration calculations.	Safety glass as per NBR PART-N and fenestration calculations.
FENESTRATION AREA (m²):	0.36	1.27	0.72	3.15	0.90	2.35	1.89	0.77	1.62
SPECIFICATIONS :	Custom made	Custom made	Custom made	Custom made	Custom made	Custom made	Custom made	Custom made	Custom made
DESCRIPTION :	Custom made top hung window	Custom made two pane side hung window	Custom made two panel top hung window	Custom made window with 2 x side hung, 1 x top hung and 1 x fixed	Custom made window with 1 x top hung and 1 x fixed.	Custom made window with 2 x side hung, 1 x top top hung and 1 x fixed	Custom made window with 2 x side hung and 1 x fixed.	Custom made window with 1 x side hung and 1 x fixed.	Custom made window with 1 x side hung and 1 x fixed.
ORIENTATION:	East	East	East	South	West	South	South	South	West

W10 - quantity1 | W11 - quantity1 | W12 - quantity1 | W13 - quantity1 | W14 - quantity1 | W15 - quantity1 | W16 - quantity1 | W17 - quantity1 | W18 - quantity1

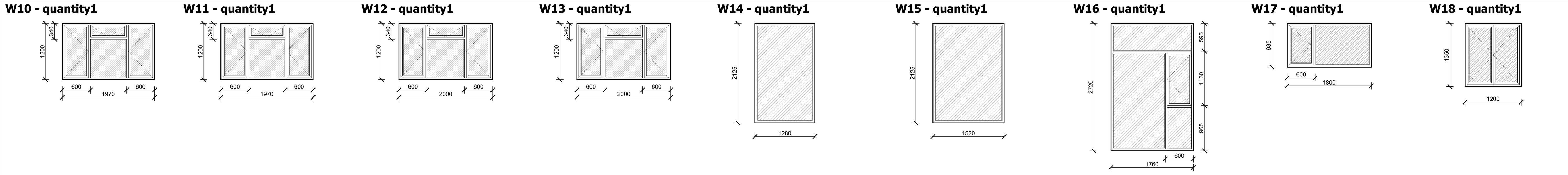

ALL DIMENSIONS TO BE TAKEN ON SITE

WINDOW NO.	W10	W11	W12	W13	W14	W15	W16	W17	W18
QUANTITY:	1	1	1	1	1	1	1	1	1
FRAME:	Aluminium	Aluminium	Aluminium	Aluminium	Aluminium	Aluminium	Aluminium	Aluminium	Aluminium
COLOUR:	Black	Black	Black	Black	Black	Black	Black	Black	Black
OVERALL SIZE:	1970mm x 1200mm	1970mm x 1200mm	2000mm x 1200mm	2000mm x 1200mm	1280mm x 2125mm	1520mm x 2125mm	1760mm x 2720mm	1800mm x 935mm	1200mm x 1350mm
GLAZING:	Safety glass as per NBR PART-N and fenestration calculations.	Safety glass as per NBR PART-N and fenestration calculations.	Safety glass as per NBR PART-N and fenestration calculations.	Safety glass as per NBR PART-N and fenestration calculations.	Safety glass as per NBR PART-N and fenestration calculations.	Safety glass as per NBR PART-N and fenestration calculations.	Safety glass as per NBR PART-N and fenestration calculations.	Safety glass as per NBR PART-N and fenestration calculations.	Safety glass as per NBR PART-N and fenestration calculations.
FENESTRATION AREA (m²):	2.36	2.36	2.40	2.40	2.72	3.23	4.79	1.68	1.62
SPECIFICATIONS :	Custom made	Custom made	Custom made	Custom made	Custom made	Custom made	Custom made	Custom made	Custom made
DESCRIPTION :	Custom made window with 2 x side hung, 1 x top hung and 1 x fixed	Custom made window with 2 x side hung, 1 x top hung and 1 x fixed	Custom made window with 2 x side hung, 1 x top hung and 1 x fixed	Custom made window with 2 x side hung, 1 x top hung and 1 x fixed	Custom made fixed window	Custom made fixed window	Custom made window with 1 x side hung and 3 x fixed	Custom made window with 1 x side hung and 1 x fixed	Custom made window with 2 x side hung
ORIENTATION:	West	East	North	North	West	East	East	South	East

WINDOW SCHEDULE

SCALE 1:50

REVISIONS:

GENERAL NOTES:

All dimensions to be checked on site before construction commences. All dimensions are given in millimeters, unless otherwise specified. Contractors to adhere to all local authority's regulations and requirements. Contractors to be a suitably qualified and registered participant in the construction industry as required by Construction Regulation 2014. Drawings to be read in conjunction with the clients OHS (Occupational Health and Safety) file. All work to be done in accordance with the National Building Regulations SANS 10400. Before this drawing is priced it is the contractor's responsibility to ensure he is familiar with the site. All trade names quoted may only be substituted by similar, subject to architect's approval. All materials to be installed in strict accordance with manufacturer's specifications. All conduit work to be SABS approved quality. All light fittings is to be fitted to comply with the relevant code of practice as specified in SANS 10400: Part O. All new work to be made good with existing. This drawing is not to be scaled unless printed by H. Gouws renders. All existing dimensions not to be scaled from drawings but to be checked on site. Any discrepancies shall be reported to the designer immediately and clarified by the architect prior to commencement of work. Top of foundations to be a minimum of 150mm below finished ground level. Minimum 100mm thick concrete surface bed as per Engineers drawings to be on 250 mic. "gunplas" ubs green dpm on 50mm sand blinding layer and on well compacted fill in layers not more than 150mm. SABS Approved "gundle" 375 mic. dpc under all walls, window cills and at changes in floor level. These architectural drawings to be read in conjunction with engineers and consultants drawings, where applicable. All building work to be carried out in accordance with the national building regulations. The contractor is responsible for all site visits by local inspectors and pay all fees in connection therewith. All drainage work to be carried out in accordance with the national building regulations. All roof measurements to be taken on site by roof specialist prior to roof construction. All file layouts to be confirmed with architect prior to commencing. Levels shown are relative to a benchmark at 100.00 msl of new floor level. Msl is not the actual level but a benchmark to base other heights of the building shown on the drawings. Contractor to keep a full set of latest issued drawings on site. Contractor is responsible for the correct setting out of the building on site with reference to the building line and boundaries. Contractor to take responsibility for all health and safety measures on site.

DRAWING TITLE:

TENDER DRAWINGS

PROJECT TITLE:

ADDITIONS AND ALTERATIONS ON **ERF 19, COTSWOLD** , PORT ELIZABETH FOR **E. WILLIAMS**

16 Aug 23

CLIENT SIGNATURE

BLACKHOUND
ARCHITECTURE & RENDERING

dewald@blackhoundenterprises.com
072 799 9597 | 072 418 6867
https://blackhoundenterprises.com
Unit 10, The Network, 19 Cactus Rd
Fairview, Port Elizabeth, 6070

16 Aug 23

PROFESSIONAL SIGNATURE

MUNICIPAL INFORMATION:

ERF NO:	**19, Cotswold**
ERF AREA:	1338 sqm
EXISTING AREA:	361 sqm
NEW AREA:	119 sqm
TOTAL AREA:	480 sqm
EX. COVERAGE:	361 sqm 27%
NEW COVERAGE:	**119 sqm - 9%**
TOTAL COVERAGE:	480 sqm - 36%
NEW GARAGES:	n/a
NEW BATHROOMS:	n/a
POOL:	N/A
BOUNDARY WALLS:	n/a M
AGE OF BUILDING:	<60

PROFESSIONAL ARCHITECTURAL TECHNOLOGIST
DEWALD MATHYS POTGIETER
12:03 pm (Africa/Johannesburg) on 16 Aug 2023

COPYRIGHT:

This drawing is subject to copyright, and may not be reproduced in whole or part in any matter whatsoever without written permission from Blackhound Architecture & Rendering.

PROJECT NO.: 2023_House Williams

DRAWING NO.: 20230816_House Williams_CD11

DRAWN BY: DMP

PRINT DATE: 16 Aug 2023

PAGE SIZE: A0

REVISION NO.: 00

SHEET NO.: 501