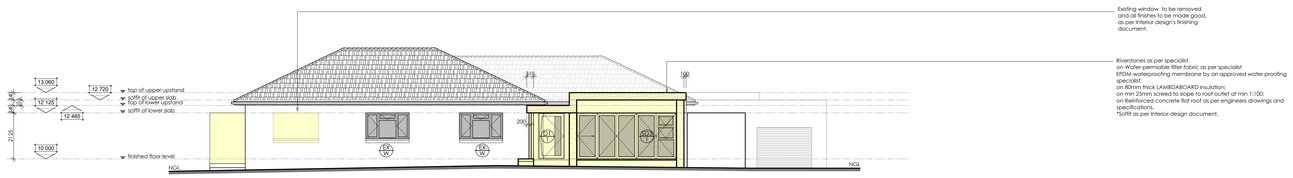

NORTH ELEVATION
SCALE 1:100

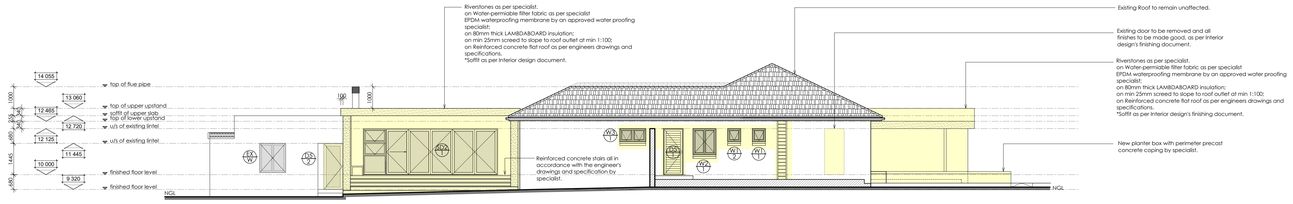

EAST ELEVATION
SCALE 1:100

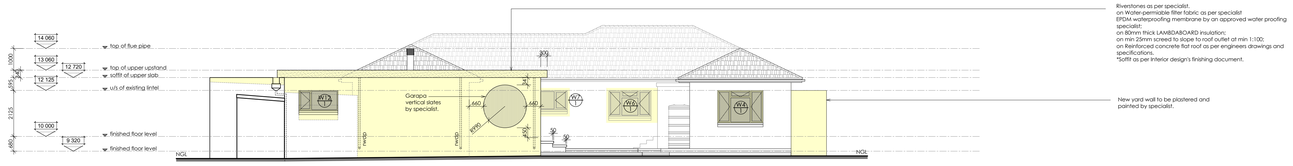

SOUTH ELEVATION
SCALE 1:100

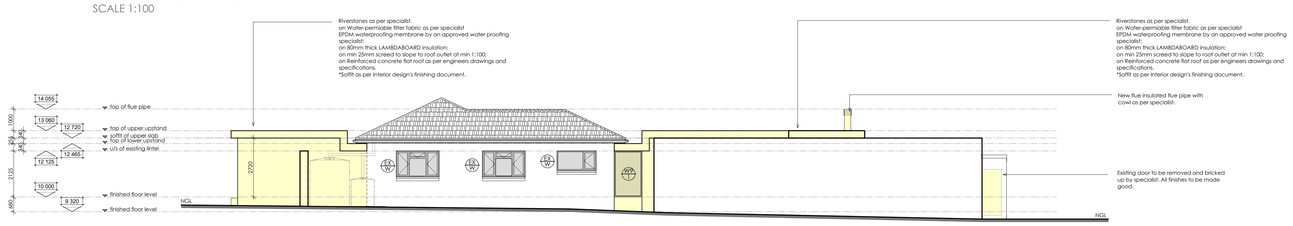

WEST ELEVATION
SCALE 1:100

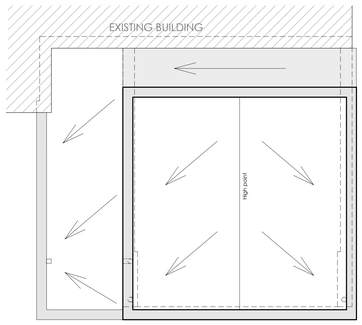

ROOF PLAN / WATER FLOW (SECTION B-B)
SCALE 1:50

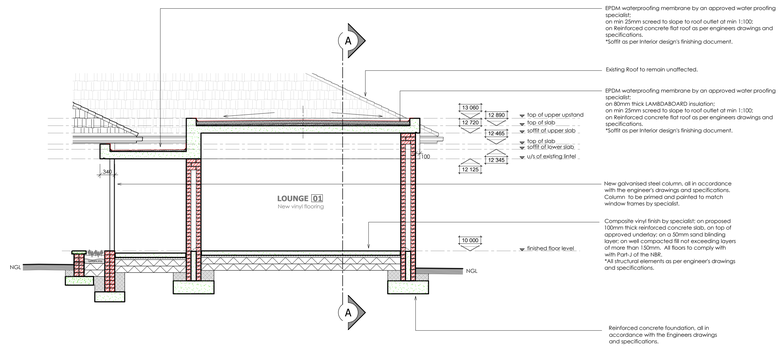

SECTION B-B
SCALE 1:50

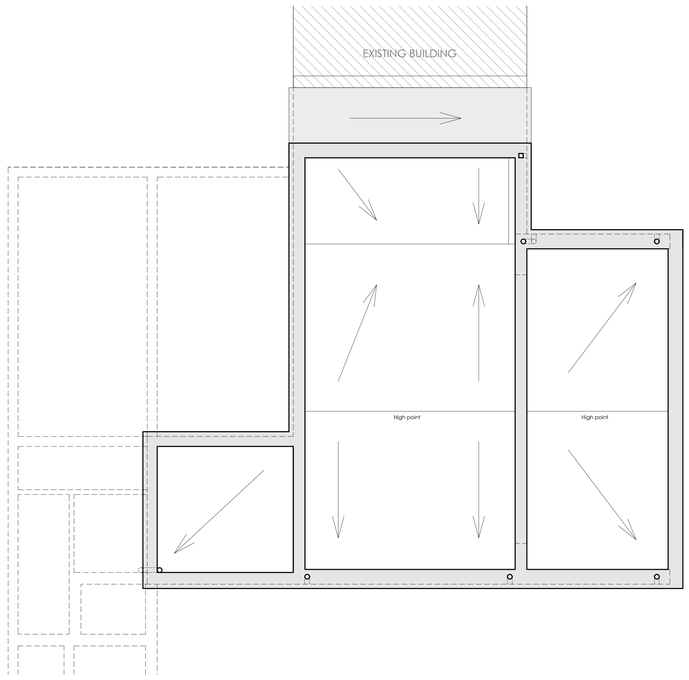

ROOF PLAN / WATER FLOW (SECTION A-A)
SCALE 1:50

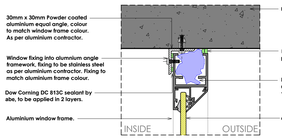

TYPE 01	DETAIL DESCRIPTION :	**SECTION**_Typical unfinished Concrete Soffit/ Beam connection with aluminium **window frame.**	SCALE : 1:2.5

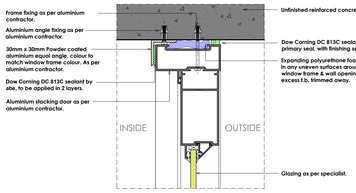

TYPE 02	DETAIL DESCRIPTION :	**SECTION**_Typical unfinished Concrete Soffit connection with aluminium **stack door.**	SCALE : 1:2.5

GENERAL NOTE :
Ensure areas are clean, free of dust, where polysulphide sealant/ polyurethane foam applications are required. Keep solvents like turpentine away of areas to be sealed as it will leave an oily residue. Rather use alcohol based solvents for prepping surface. Where puncturing through EPDM/ equivalent membrane when fixing frames, fixing punctures to be sealed.

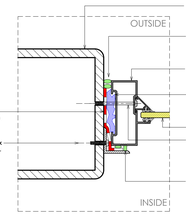

TYPE 03	DETAIL DESCRIPTION :	**PLAN_Typical** Mild steel **square column window** detail.	SCALE : 1:2.5

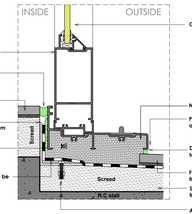

TYPE 04	DETAIL DESCRIPTION :	**SECTION_Threshold** detail scenario 01.	SCALE : 1:2.5

GENERAL NOTE :
Ensure areas are clean, free of dust, where polysulphide sealant/ polyurethane foam applications are required. Keep solvents like turpentine away of areas to be sealed as it will leave an oily residue. Rather use alcohol based solvents for prepping surface. Where puncturing through EPDM/ equivalent membrane when fixing frames, fixing punctures to be sealed.

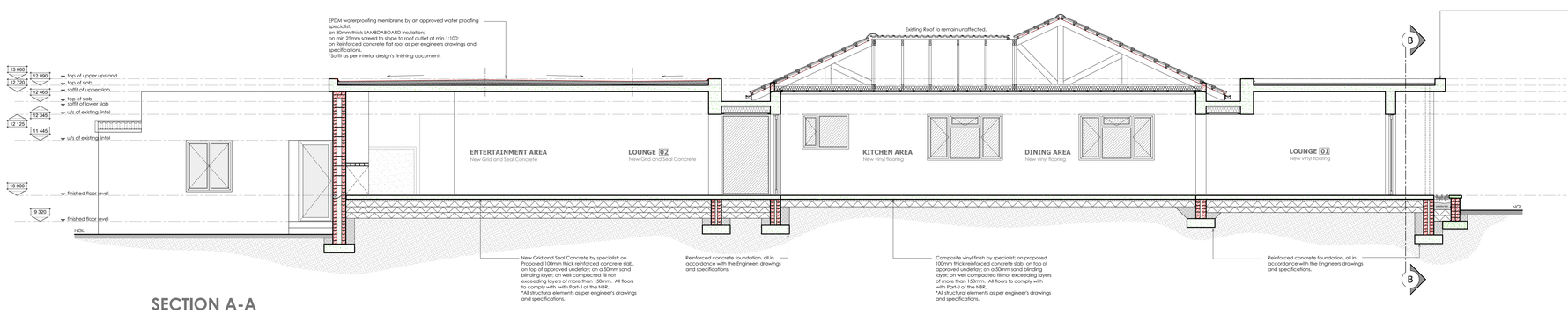

SECTION A-A
SCALE 1:50

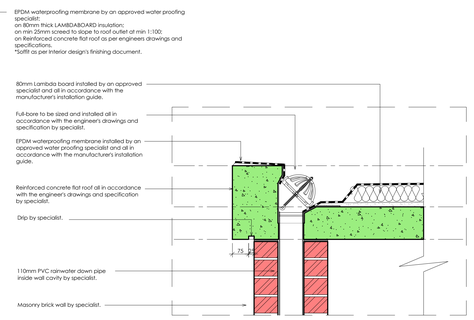

DETAIL 1 / Full-bore
SCALE 1:10

REVISIONS:

GENERAL NOTES:

All dimensions to be checked on site before construction commences. All dimensions are given in millimeters, unless otherwise specified. Contractors to adhere to all local authority's and other statutory requirements. Work must be done by qualified and registered participant in the construction industry as required by Construction Regulation 2014. Drawings to be read in conjunction with the clients OHS (Occupational Health and Safety) file. All work to be done in accordance with the National Building Regulations SANS 10400. Before the drawing is priced it is the contractor's responsibility to ensure he is familiar with the site. All trade names quoted may only be substituted by similar, subject to architect's approval. All materials to be installed in strict accordance with manufacturer's specifications. All conduit work to be SABS approved quality. All light fittings is to be fitted to comply with the relevant code of practice as specified in SANS 10400: Part O. All new work to be made good with existing. This drawing is not to be scaled unless printed by H. Gauwe renders. All existing dimensions not to be scaled from drawing but to be checked on site. Any discrepancies shall be reported to the designer immediately and clarified by the architect. All dimensions are subject to change by the conditions to be a minimum of 150mm below finished ground level. Minimum 100mm thick concrete surface bed as per Engineers drawings to be on 250 mic. "dunpiler" abs green dpm on 50mm sand blinding layer and on well compacted fill in layers not more than 150mm. SABS Approved "gunite" 375 mic. dpc under all walls, window cills and at changes in floor level. These architectural drawings to be read in conjunction with engineers and consultants drawings, where applicable. All building work to be carried out in accordance with the national building regulations. The contractor is responsible for all site visits by local inspectors and pay all fees in connection therewith. All drainage work to be carried out in accordance with the requirements of the local authority. Measurements to be taken on site by roof specialist prior to roof construction. All file layouts to be confirmed with architect prior to commencing. Levels shown are relative to a benchmark of 100.00 mst of new floor level. Mst is not the actual level but a benchmark to base other heights of the building shown on the drawings. Contractor to keep a full set of latest issued drawings on site. Contractor is responsible for the correct setting out of the building on site with reference to the building line and boundaries. Contractor to take responsibility for all health and safety measures on site.

DRAWING TITLE:

TENDER DRAWINGS

PROJECT TITLE:

ADDITIONS AND ALTERATIONS ON **ERF 19, COTSWOLD** , PORT ELIZABETH FOR **E. WILLIAMS**

16 Aug 23

CLIENT SIGNATURE

BLACKHOUND ARCHITECTURE & RENDERING

dewald@blackhoundenterprises.com
072 799 9597 | 072 418 6867
https://blackhoundenterprises.com
Unit 10, The Network, 19 Cactus Rd
Fairview, Port Elizabeth, 6070

16 Aug 23

PROFESSIONAL SIGNATURE

MUNICIPAL INFORMATION:

ERF NO:	**19, Cotswold**
ERF AREA:	1338 sqm
EXISTING AREA:	361 sqm
NEW AREA:	119 sqm
TOTAL AREA:	480 sqm
EX. COVERAGE:	361 sqm 27%
NEW COVERAGE:	**119 sqm - 9%**
TOTAL COVERAGE:	480 sqm - 36%
NEW GARAGES:	n/a
NEW BATHROOMS:	n/a
POOL:	N/A
BOUNDARY WALLS:	n/a M
AGE OF BUILDING:	<90

PROFESSIONAL ARCHITECTURAL TECHNOLOGIST
DEWALD MATHYS POTGIETER
16.08 pm (Africa/Johannesburg) on 16 Aug 2023

COPYRIGHT:
This drawing is subject to copyright, and may not be reproduced in whole or part in any matter whatsoever without written permission from Blackhound Architecture & Rendering.

PROJECT NO.: 2023_House Williams
DRAWING NO.: 20230816_House Williams_CD11
DRAWN BY: DMP
PRINT DATE: 16 Aug 2023
PAGE SIZE: A0
REVISION NO.: 00
SHEET NO.: 301