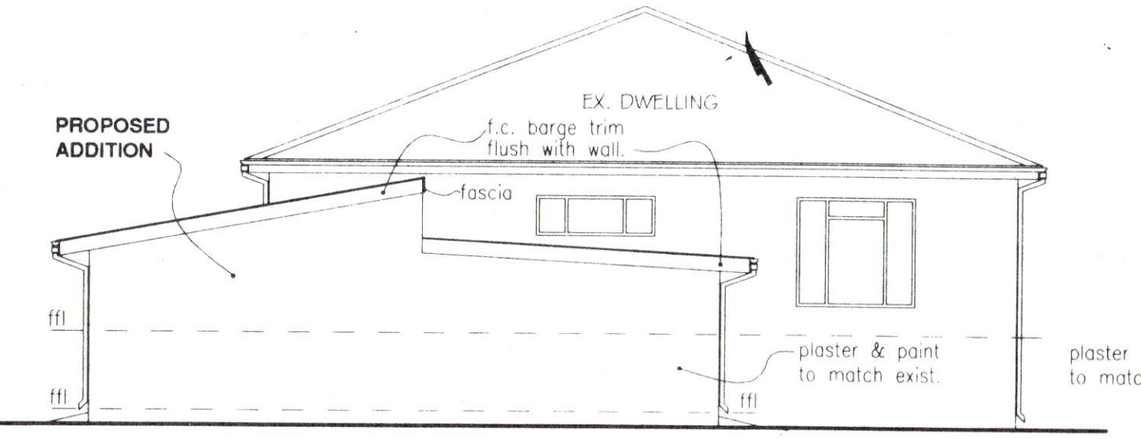

south-east elevation
scale 1:100

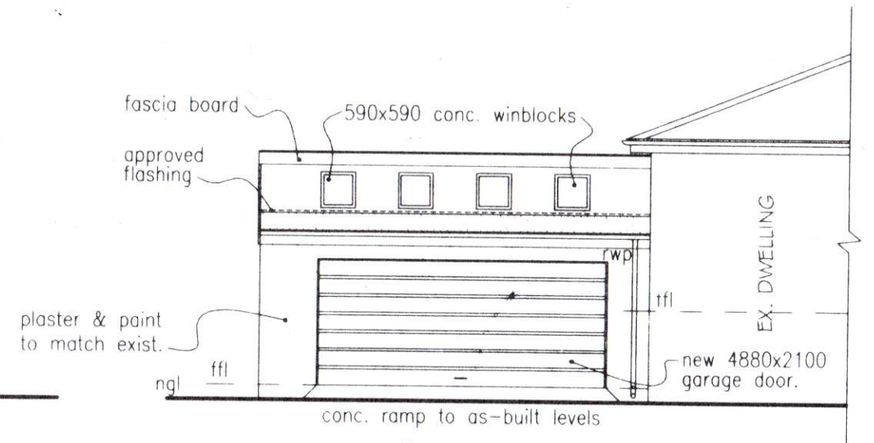

north-east elevation
scale 1:100

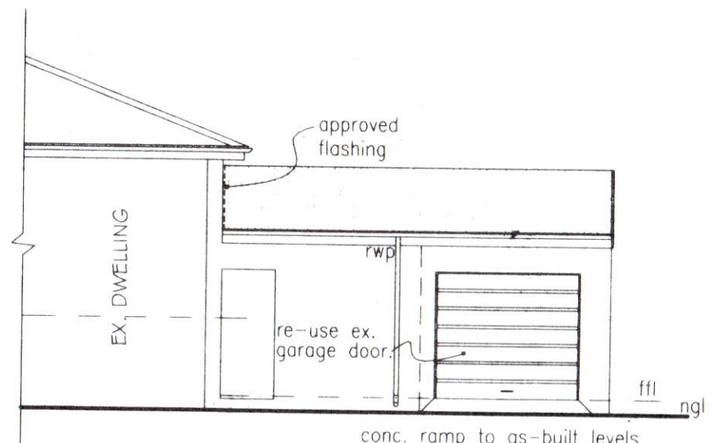

south-west elevation
scale 1:100

NOTE:

- CONTRACTOR TO VERIFY ALL HEIGHTS, LEVELS & DIMENSIONS BEFORE COMMENCING ANY PART OF THE WORK.
- THIS DRAWING IS NOT TO BE SCALED.
- ALL WORK TO COMPLY WITH N.B.R. & ALL LOCAL AUTHORITY BY-LAWS.
- ALL FINISHES NOT SPECIFIED ON PLAN ARE TO BE TO CLIENT'S FINAL CHOICE

- **ROOF CONSTRUCTION**
  IBR corr. aluzink on
  75 x 50 SAP purlins @ 1250 c/c on
  228 x 38 SAP rafters @ 1200 c/c
  @ 750mm c/c max.
  all tied down with No. 8 gge galv. wire.

- **FLOOR CONSTRUCTION**
  finish to clients choice on-75 conc. surface bed
  on 250 micron pvc dpm on
  50mm sand bed on
  150mm layers well watered & compacted
  hardcore fill.

- **WALLS**
  stockbrick, plaster & paint.

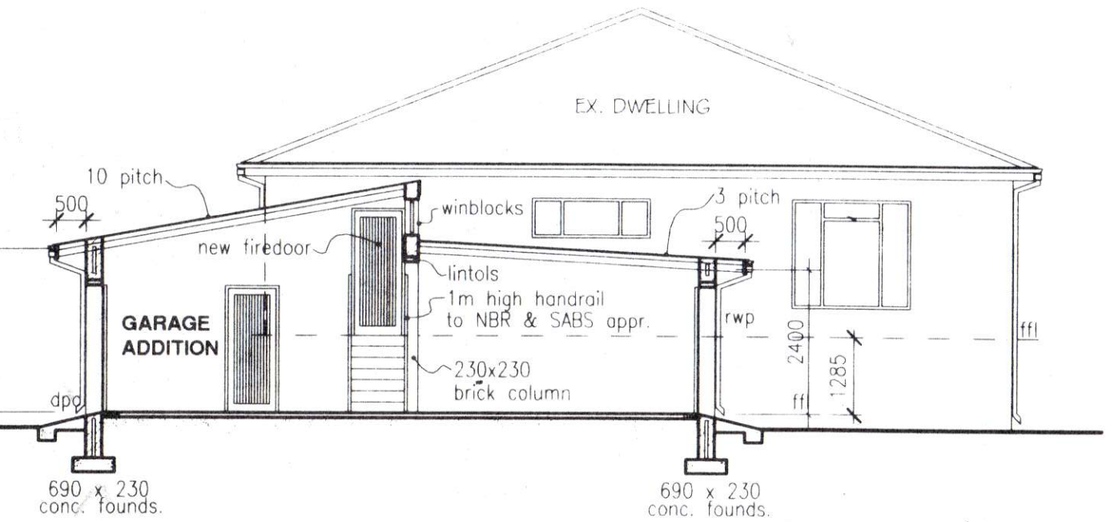

section a-a scale 1:100

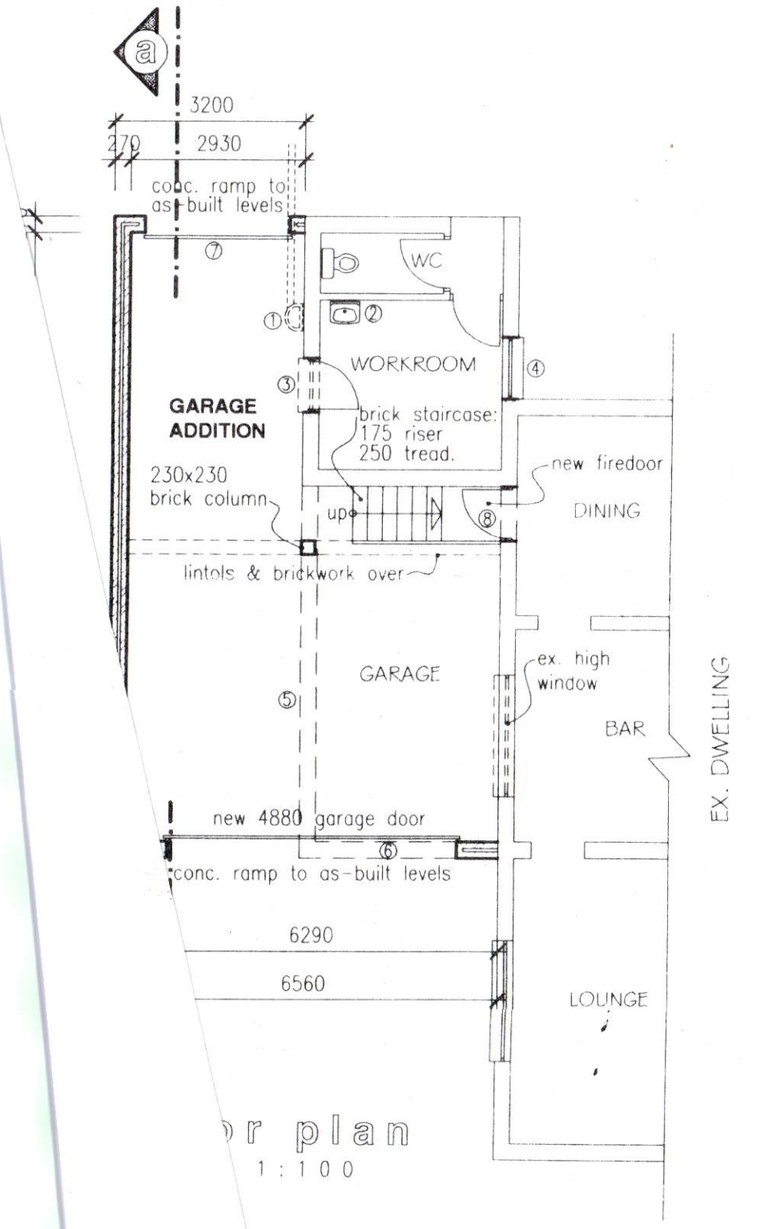

or plan
1:100

legend to plan

1. Remove ex. gulley & discontinue portion of drain (shown dotted).
2. Ex. whb to conn. into wc re.
3. Carefully remove ex. window for re-use elsewhere. Build-in new door.
4. Re-use ex. window from pos. 3.
5. Demolish ex. wall (shown dotted).
6. Remove ex. garage door for re-use elsewhere.
7. Re-use ex. garage door from pos. 6.
8. Create opening & build-in new firedoor.

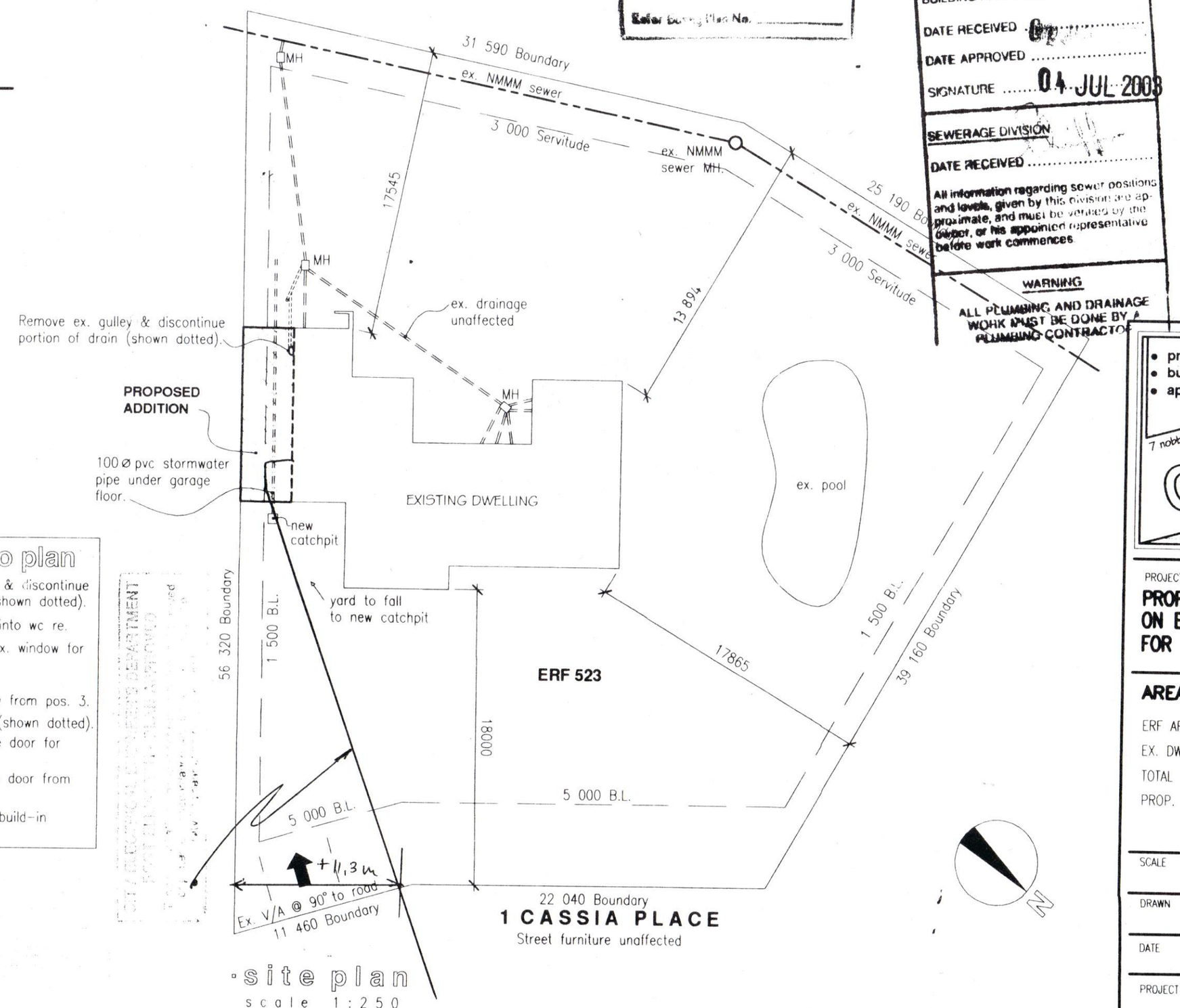

site plan
scale 1:250

CITY ENGINEER'S DEPT.
Drawing No.
APPROVED
Building Inspector
Date
Refer Building Plan No.

DEPARTMENT OF THE CITY ENGINEER
BUILDING INSPECTORATE DIVISION
BUILDING PLAN No. .....
DATE RECEIVED .....
DATE APPROVED .....
SIGNATURE ..... 04 JUL 2003
SEWERAGE DIVISION
DATE RECEIVED .....
All information regarding sewer positions and levels, given by this division are approximate, and must be verified by the builder, or his appointed representative before work commences
WARNING
ALL PLUMBING AND DRAINAGE WORK MUST BE DONE BY A PLUMBING CONTRACTOR

WATER DIVISION (Sewerage)
Building Plans approved for Approval
Signed

- project management
- building designs
- approved plans

draw aid
7 nobles road, summerstrand, pe, 6001
drawaid@absamail.co.za
041 5831994
Bev 082 4871947
Roy 082 4560659

PROJECT
PROPOSED ADDS. & ALTS. TO EX. DWELLING ON ERF 523 SUNRIDGE PARK FOR A. SIMPSON

AREA'S

ERF AREA :	2104.0m²	TOTAL AREA:	274.1m²
EX. DWELLING:	240.2m²	COVERAGE :	13.0%
TOTAL EX. AREA :	240.2m²	NEW BATHROOMS :	0
PROP. ADDITION:	33.9m²	NEW GARAGES :	2

SCALE 1: 100 & 1: 250	ERF NO. 523 SUNRIDGE PARK
DRAWN Robert Olivier	ARCHITECTURAL TECHNICIAN'S SIGNATURE
DATE JUNE 2003	
PROJECT NO. 3576/A2/03	OWNER'S SIGNATURE
PROJECT TITLE HOUSE SIMPSON	