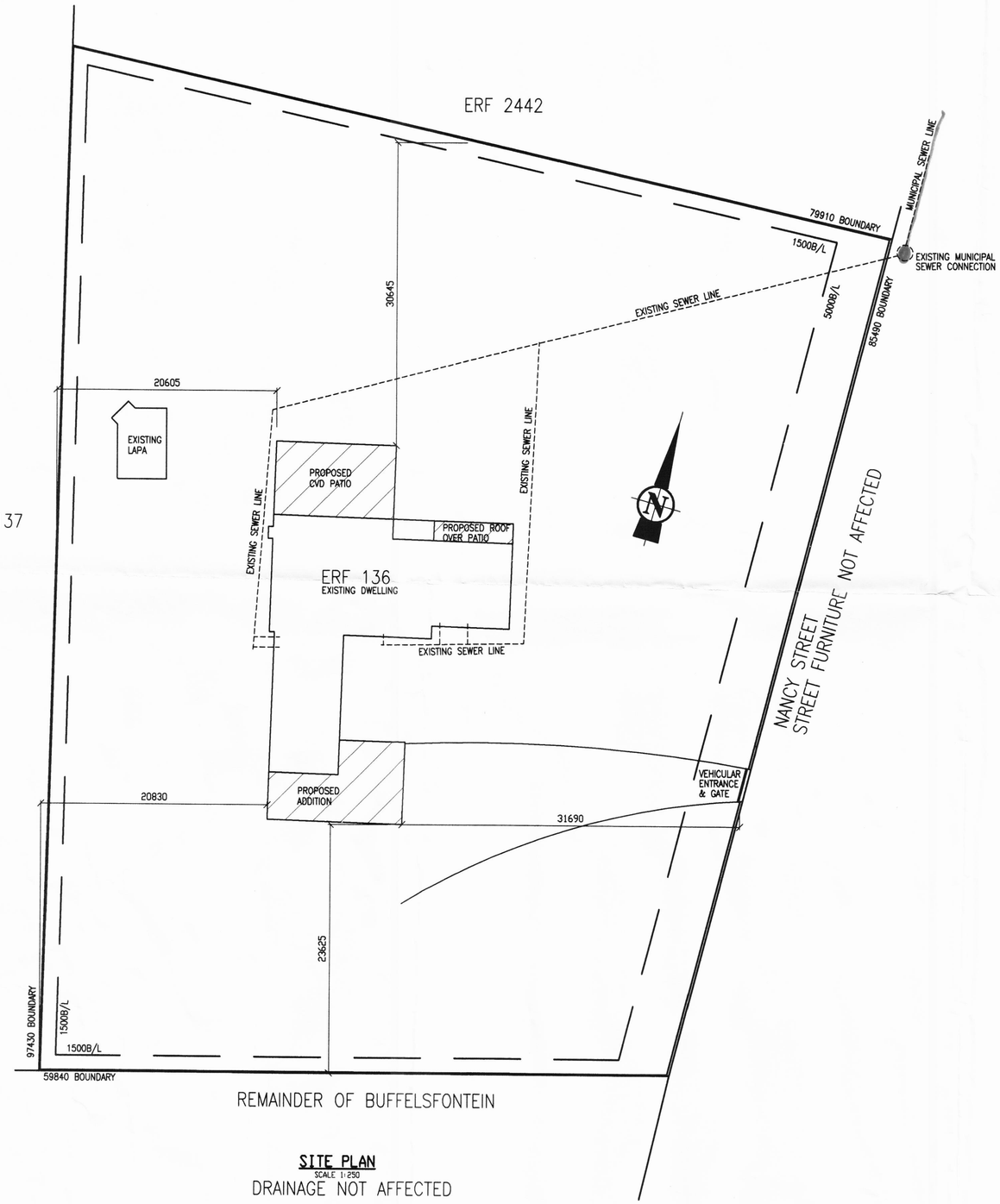

SITE PLAN
SCALE 1:250
DRAINAGE NOT AFFECTED

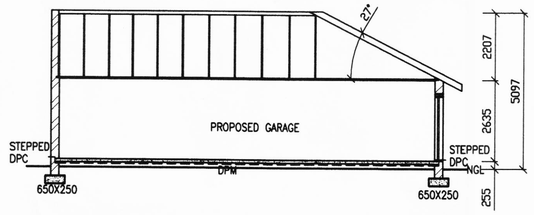

SECTION A
SCALE 1: 100

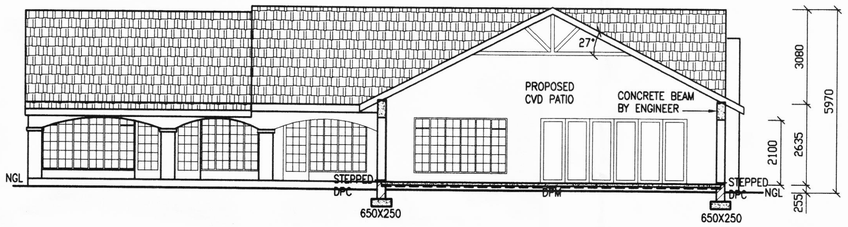

SECTION B
SCALE 1: 100

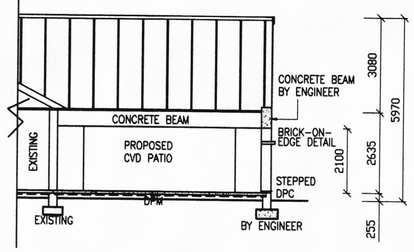

SECTION C
SCALE 1: 100

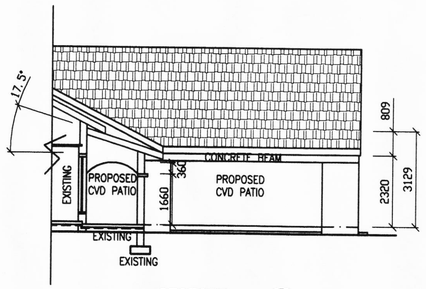

SECTION D
SCALE 1: 100

Waste Water Conveyance
- ☐ Drainage not affected
- ☐ Drainage plan approved
- ☐ Drainage plan approved subject to
- ☐ Drainage plan not approved
- ☐ Approval not recommended
- ☐ Position of sewer connection incorrect
- ☐ Position of sewer connection in order
- ☐ Sewers not affected
- ☐ Sewers are affected

2.5 NOV 2008

86/136

General Notes

- contractor to keep a full set of drawings on the site
- contractor is responsible for correct setting out of building on site with particular reference to boundaries and building lines - contractor to verify all levels and dimensions on site and check same against architect's drawings before commencing of work - written dimensions take preference to scaled dimensions - large scale details to be used where available - errors, discrepancies or omissions are to reported to the architect immediately for clarification before work is undertaken

SPECIFICATIONS:
FOUNDATIONS:
270mm WALLS-650X250mm (20Mpa) CONCRETE
330mm WALLS-BY ENGINEER
FLOORS:
25mm SCREED ON 75mm CONCRETE ON DPC ON WIRE MESH ON COMPACTED FILL
WALLS:
EXTERNAL-KLINKER BRICK TO MATCH EXISTING
INTERNAL-PLASTER & PAINT TO OWNER'S CHOICE
DOORS:
GARAGE DOORS-SECTIONAL OVERHEAD ON REMOTE
STACKING DOORS-MARANTI AS SHOWN
WINDOWS:
MARANTI AS SHOWN-TO MATCH EXISTING
ROOF:
CONCRETE ROOF TILES ON 38X38mm SAP BATTENS @ 320mm C-C MAX ON SABS APPROVED PLASTIC UNDERLAY ON GANGNAIL TRUSSES @ 760mm C-C MAX ON 38X114mm WALLPLATE FIXED WITH 2X4mm GALVANIZED ROOF WIRE BUILT INTO 7 COURSES BRICK WORK.
ROOF OVER CVD PATIO-CONCRETE ROOF TILES ON 38X38mm SAP BATTENS @ 320mm C-C MAX ON 38X152mm SAP RAFTERS @ 760mm C-C MAX.
CEILINGS:
RHINOBOARD, SKIMMED & PAINTED TO OWNER'S CHOICE.
PLUMBING:
NOT AFFECTED
CONCRETE BEAM TO ENGINEER'S DESIGN.

© THIS DRAWING IS COPYWRITE PROTECTED AND MAY NOT BE REPRODUCED IN ANY FORM WITHOUT THE PRIOR WRITTEN CONSENT OF THE ARCHITECTURAL TECHNOLOGIST

Pr.Arch.T SIGNATURE: .....
D.E. MCLAREN SACAP REG.No. T0622

Pr.S.Arch.T SIGNATURE: .....
D.B. GARCIA SACAP REG.No. ST0722

OWNER'S SIGNATURE: .....

D·G·A
D G·ARCHITECTURE
DON & DIANE
Established 1August 2008

SACAP REG.No. T0622
OFFICE IN JEFFREYS BAY
SHOP 5 FLAUNA BLDG
GOEDEHOOP STREET
TEL: 074 258 1202
FAX: 086 633 6642
diane.mclaren@gmail.com

SACAP REG.No. ST0722
OFFICE IN PORT ELIZABETH
1 KINGSTON ROAD
ADCOCKVALE
TEL/FAX: 041 374 1551
CELL: 084 444 9478
dga@aerosat.co.za

PROJECT:

PROPOSED ADDITIONS FOR MR & MRS B JORDAAN ON ERF 136, 1 NANCY ROAD, LORRAINE

Project No. J/BAY AP007	Sheet 01
Drawn By: L. VORBECK	Date: 5 NOVEMBER 2008
Scale 1:100 / 1:50 / 1:200	