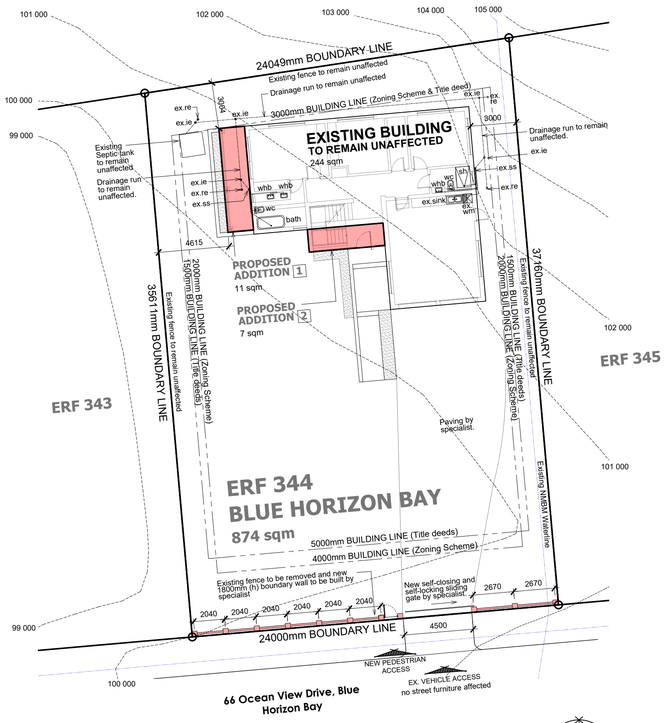

SITE PLAN
SCALE 1:200

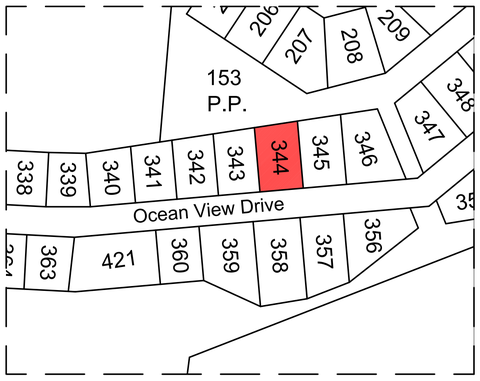

LOCALITY PLAN
NOT TO SCALE

ELECTRICAL LEGEND

LED Down lighter as per client specification	Periscope plug as per specification.	50 Watt External LED Wall mounted spotlight	HD	Hair dryer waterproof plug	
Single wall mounted light switch to be mounted at 1300mm above ufl.	GSD	Garage door ceiling mounted motor	13 Watt Internal compact Fluorecent Up Lighter (wall mounted) as per client		Main distribution board
Double wall mounted light switch to be mounted at 1300mm above ufl.	TV point aerial		3Starlights (wall mounted) as per client		Sub distribution board
triple wall mounted light switch to be mounted at 1300mm above ufl.	Shavers plug		LED Strip Lighting	UPS	Uninteruptible power supply
2-way wall mounted light switch to be mounted at 1300mm above ufl.	Telkom point		Pool light as per client	F.O.	Sleeve to be installed for future Fibre optic installations, sleeve to be as per specialist.
Waterlight wall mounted light switch to be mounted at 1300mm above ufl.	Network point		Foot light		
Dimmer wall mounted light switch to be mounted at 1300mm above ufl.	Stove isolator		Electrical fence control box.		
Double wall mounted plug, top of socket to be 1250mm above ufl	Power Skirting		Gate Control Unit		
Double wall mounted plug, top of socket to be 300mm above ufl			Pre-paid Electricity meter		
Double wall mounted waterlight plug	5 Watt LED Down lighter as per specification		Daylight sensor		
Extractor connection plug @ 2100mm	20 Watt Compacted Fluorescent pendant light as per specification		Intercom		
Blank conduiting boxes	(5 Watt x 2) Internal LED Wall mounted light		Intercom system.		
Periscope plug as per specification.	(10 Watt x 2) External LED Wall mounted light		Alarm		

WATER RETICULATION LEGEND

proposed cold water source point, plumber to tap into existing cold water pipes at this point	HP	external mounted heat pump as per specialist.	
municipal water connection and stop cock		solar geyser on roof with geyser in the ceiling space as per specialist.	
garden tap position		shower head	
Pressure release valve and non-return valve			
proposed cold water reticulation	95mm flexible polyester blanket insulation to new geyser to achieve R-value of 2.00	50mm flexible polyester insulation to all new hot water pipes to achieve R-value of 1	
proposed hot water reticulation			
proposed cold water pipe up			
proposed cold water pipe down			
proposed hot water pipe down			
proposed cold water stopcock			
proposed hot water stopcock			
proposed cold tap			
proposed hot tap			

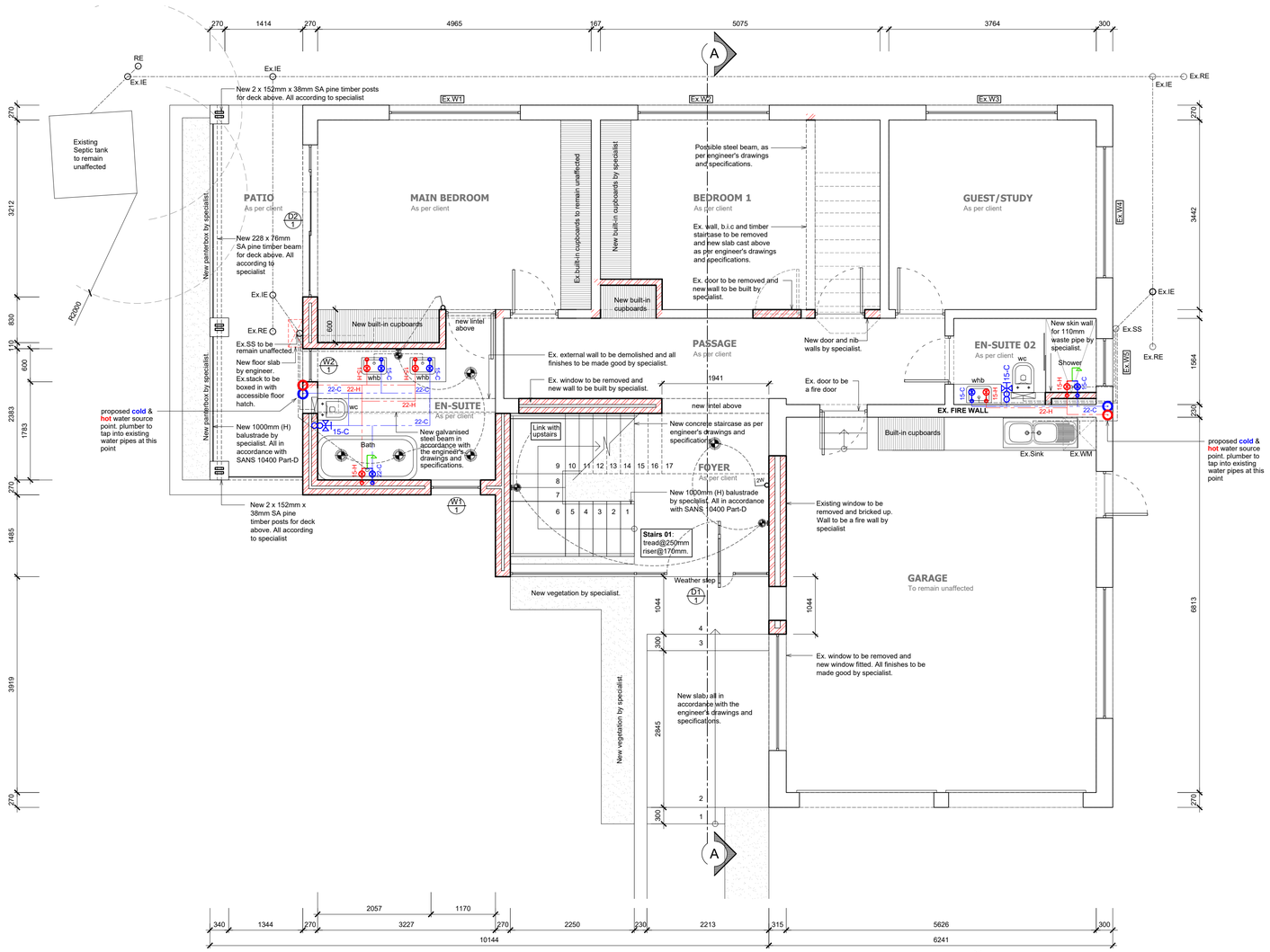

FLOOR PLAN / GROUND FLOOR
SCALE 1:50

REVISIONS:

GENERAL NOTES:

All dimensions to be checked on site before construction commences. All dimensions are given in millimeters, unless otherwise specified. Contractors to adhere to all local authority's regulations and requirements. Contractors to be a suitably qualified and registered participant in the construction industry as required by Construction Regulation 2014. Drawings to be read in conjunction with the clients OHS (Occupational Health and Safety) file. All work to be done in accordance with the National Building Regulations SANS 10400. Before this drawing is priced it is the contractor's responsibility to ensure he is familiar with the site. All trade names quoted may only be substituted by similar, subject to architect's approval. All materials to be installed in strict accordance with manufacturer's specifications. All conduit work to be SABS approved quality. All light fittings is to be fitted to comply with the relevant code of practice as specified in SANS 10400: Part O. All new work to be made good with existing. This drawing is not to be scaled unless printed by H. Gouws renders. All existing dimensions not to be scaled from drawings but to be checked on site. Any discrepancies shall be reported to the designer immediately and clarified by the architect prior to commencement of work. Top of foundations to be a minimum of 150mm below finished ground level. Minimum 100mm thick concrete surface bed as per Engineers drawings to be on 250 mic. "gunplas" ubs down dpm on 50mm sand blinding layer and on well compacted fill in layers not more than 150mm. SABS Approved "gundle" 375 mic. dpc under all walls, window cills and at changes in floor level. These architectural drawings to be read in conjunction with engineers and consultants drawings, where applicable. All building work to be carried out in accordance with the national building regulations. The contractor is responsible for all site visits by local inspectors and pay all fees in connection therewith. All drainage work to be carried out in accordance with the national building regulations. All roof measurements to be taken on site by roof specialist prior to roof construction. All tile layouts to be confirmed with architect prior to commencing. Levels shown are relative to a benchmark at 100.00 msl of new floor level. Msl is not the actual level but a benchmark to base other heights of the building shown on the drawings. Contractor to keep a full set of latest issued drawings on site. Contractor is responsible for the correct setting out of the building on site with reference to the building line and boundaries. Contractor to take responsibility for all health and safety measures on site.

DRAWING TITLE:

MUNICIPAL SUBMISSIONS

PROJECT TITLE:

ADDITIONS & ALTERATIONS ON **ERF 344, BLUE HORIZON BAY** , PORT ELIZABETH FOR **Mr & Mrs Wilson**

23 Aug 23

CLIENT SIGNATURE

BLACKHOUND ARCHITECTURE & RENDERING

dewald@blackhoundenterprises.com
072 799 9597 | 072 418 6867
https://blackhoundenterprises.com
Unit 10, The Network, 19 Cactus Rd
Fairview, Port Elizabeth, 6070

23 Aug 23

PROFESSIONAL SIGNATURE

MUNICIPAL INFORMATION:

ERF NO:	**344, Blue Horizon Bay**
ERF AREA:	874 sqm
EXISTING AREA:	282 sqm
NEW AREA:	18 sqm
TOTAL AREA:	300 sqm
EX. COVERAGE:	140 sqm 16%
NEW COVERAGE:	**18 sqm - 2%**
TOTAL COVERAGE:	158 sqm - 18%
NEW GARAGES:	0
NEW BATHROOMS:	0
POOL:	NO
BOUNDARY WALLS:	18 M
AGE OF BUILDING:	28

South African Council for Architectural Profession
PROFESSIONAL ARCHITECTURAL TECHNOLOGIST
DEWALD MATHYS POTGIETER
11:09 am (Africa/Johannesburg) on 23 Aug 2023

COPYRIGHT:

This drawing is subject to copyright, and may not be reproduced in whole or part in any matter whatsoever without written permission from Blackhound Architecture & Rendering.

PROJECT NO.: 2023_House Wilson

DRAWING NO.: 20230713_House Wilson_MS10

DRAWN BY: DMP

PRINT DATE: 23 Aug 2023

PAGE SIZE: A1

REVISION NO.: 00

SHEET NO.: 001