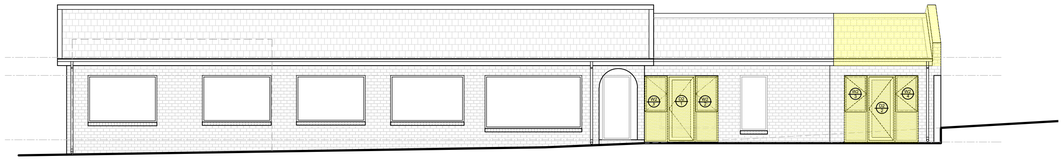

Proposed North Elevation

Scale 1 : 1 0 0

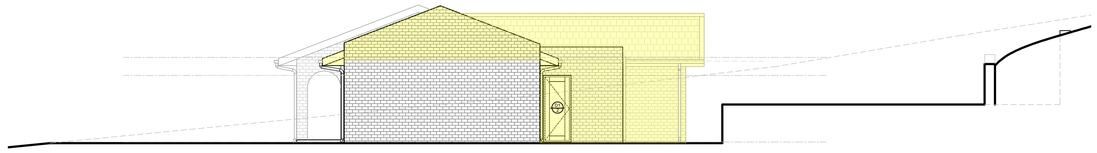

Proposed West Elevation

Scale 1 : 1 0 0

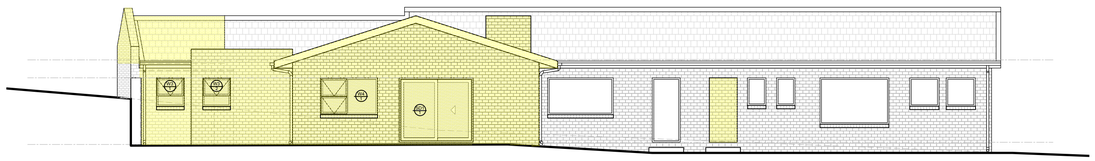

Proposed South Elevation

Scale 1 : 1 0 0

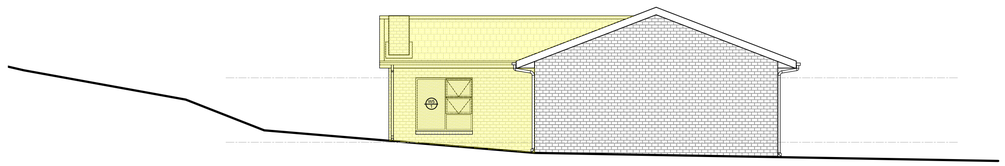

Proposed East Elevation

Scale 1 : 1 0 0

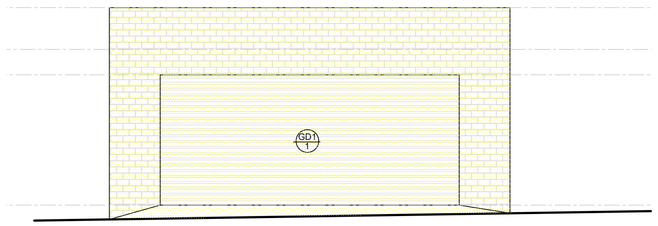

Proposed Garage North Elevation

Scale 1 : 5 0



Proposed Garage West Elevation

Scale 1 : 5 0



Proposed Garage South Elevation

Scale 1 : 5 0



Proposed Garage East Elevation

Scale 1 : 5 0

REVISIONS:

GENERAL NOTES:

All dimensions are given in millimeters, unless otherwise specified. All dimensions to be checked on site before construction commences. Contractors to adhere to all local authority's regulations and requirements. Contractors to be a suitably qualified and registered participant in the construction industry as required by Construction Regulation 2014. Drawings to be read in conjunction with the clients OHS (Occupational Health and Safety) file.
All work to be done in accordance with the National Building Regulations SANS 10400. Before this drawing is priced it is the contractor's responsibility to ensure he is familiar with the site. All trade names quoted may only be substituted by similar, subject to architect's approval. All materials to be installed in strict accordance with manufacturer's specifications. All conduit work to be SABS approved quality. All light fittings is to be fitted to comply with the relevant code of practice as specified in SANS 10400: Part O. All new work to be made good with existing. This drawing is not to be scaled. All dimensions not to be scaled from drawings and heights to be checked on site. Any discrepancies shall be reported to the designer immediately. Top of foundations to be a minimum of 150mm below finished ground level. Minimum 100mm thick concrete surface bed as per Engineers drawings to be on "gunplas" ubs green damp proof membrane on 50mm sand blinding layer on well compacted fill. SABS Approved "gundle" 375 mic. dpc under all walls, window cills and at changes in floor level. These architectural drawings to be read in conjunction with engineers and consultants drawings where applicable. All building work to be carried out in accordance with the national building regulations. The contractor is responsible for all site visits by local inspectors and pay all fees in connection therewith. All drainage work to be carried out in accordance with the national building regulations. All roof measurements to be taken on site by roof specialist prior to roof construction. All tile layouts to be confirmed with architect prior to commencement of tiling. Any discrepancies must be clarified by the architect prior to commencement of work. Levels shown are relative to a benchmark at 100.00 msl of new floor level. Msl is not the actual level but a benchmark to base other heights of the building shown on the drawings. Contractor to keep a full set of latest issued drawings on site. Contractor is responsible for the correct setting out of the building on site with reference to the building line and boundaries. Contractor to take responsibility for all health and safety measures on site.

PROJECT TITLE:

PROPOSED ADDITIONS ON **ERF 535, THEESCOMBE** , PORT ELIZABETH FOR **MR GOWAR**

CLIENT SIGNATURE FOR MR GOWAR .....

DRAWING TITLE:

MUNICIPAL SUBMISSIONS

ARCHITECT SIGNATURE
Reg no. PrArch 21014

.....

TEL: 041 581 1590
CELL: 083 295 3601
FAX: 086 547 5423

Unit 6
1 Bridge Street
South End
6001

email: dal@dmvarchitecture.co.za

DMV ARCHITECTURE

Architecture, Interiors, Project Management, Procurement

MUNICIPAL INFORMATION:

ERF NO:	**535, Theescombe**
ERF AREA	?? sqm
EXISTING AREA:	?? sqm
NEW AREA:	?? sqm
TOTAL AREA:	### sqm
EX. COVERAGE	?? sqm ###%
NEW COVERAGE	**?? sqm - ###%**
TOTAL COVERAGE	### sqm - ###%
NEW GARAGES	2
NEW BATHROOMS:	1
POOL	EXISTING POOL
BOUNDARY WALLS	EXISTING M
AGE OF BUILDING	26

SAIA - EASTERN CAPE
A REGION OF THE
SOUTH AFRICAN INSTITUTE OF ARCHITECTS

COPYRIGHT:
This drawing is subject to copyright, and may not be reproduced in whole or part in any matter whatsoever without written permission from DMV Architecture.

PRINT DATE: 12 July 2017

DRAWN BY: HG

CHECKED BY: DMV / NF

PROJECT NO. 20170625_GOWAR_MP05

REVISION NO. 0

SHEET SIZE 1

SHEET NO. 301