W1 - quantity2

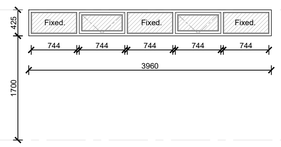

ALL DIMENSIONS TO BE TAKEN ON SITE

WINDOW NO.	W1
QUANTITY:	2
FRAME:	Aluminium
COLOUR:	Charcoal
OVERALL SIZE:	3960mm x 425mm
GLAZING:	Glass as per NBR PART-N and fenestration calculations.
FENESTRATION AREA (m^2):	1.00m^2
SPECIFICATIONS :	Custom made
DESCRIPTION :	Custom made window with top hung panels
ORIENTATION:	East. West.

W2 - quantity1

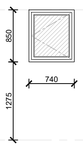

ALL DIMENSIONS TO BE TAKEN ON SITE

WINDOW NO.	W2
QUANTITY:	1
FRAME:	Aluminium
COLOUR:	Charcoal
OVERALL SIZE:	740mm x 850mm
GLAZING:	Glass as per NBR PART-N and fenestration calculations.
FENESTRATION AREA (m^2):	3.70m^2
SPECIFICATIONS :	Custom made
DESCRIPTION :	Custom made window with side hung panels
ORIENTATION:	North.

W3 - quantity1

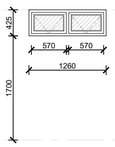

ALL DIMENSIONS TO BE TAKEN ON SITE

WINDOW NO.	W3
QUANTITY:	1
FRAME:	Aluminium
COLOUR:	Charcoal
OVERALL SIZE:	1260mm x 425mm
GLAZING:	Glass as per NBR PART-N and fenestration calculations.
FENESTRATION AREA (m^2):	0.25m^2
SPECIFICATIONS :	Custom made
DESCRIPTION :	Custom made window with top hung panels
ORIENTATION:	North.

W4 - quantity1

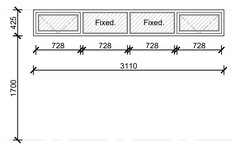

ALL DIMENSIONS TO BE TAKEN ON SITE

WINDOW NO.	W4
QUANTITY:	1
FRAME:	Aluminium
COLOUR:	Charcoal
OVERALL SIZE:	3110mm x 425mm
GLAZING:	Glass as per NBR PART-N and fenestration calculations.
FENESTRATION AREA (m^2):	0.75m^2
SPECIFICATIONS :	Custom made
DESCRIPTION :	Custom made window with top hung panels
ORIENTATION:	West.

W5 - quantity1

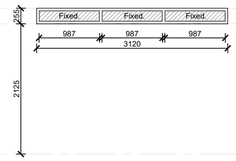

ALL DIMENSIONS TO BE TAKEN ON SITE

WINDOW NO.	W5
QUANTITY:	1
FRAME:	Aluminium
COLOUR:	Charcoal
OVERALL SIZE:	3120mm x 255mm
GLAZING:	Glass as per NBR PART-N and fenestration calculations.
FENESTRATION AREA (m^2):	0.44m^2
SPECIFICATIONS :	Custom made
DESCRIPTION :	Custom made window with fixed panels
ORIENTATION:	West.

W6 - quantity1

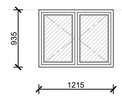

ALL DIMENSIONS TO BE TAKEN ON SITE

WINDOW NO.	W6
QUANTITY:	1
FRAME:	Aluminium
COLOUR:	Charcoal
OVERALL SIZE:	1215mm x 935mm
GLAZING:	Glass as per NBR PART-N and fenestration calculations.
FENESTRATION AREA (m^2):	0.66m^2
SPECIFICATIONS :	Custom made
DESCRIPTION :	Custom made window with side hung panels
ORIENTATION:	Internal.

W7 - quantity1

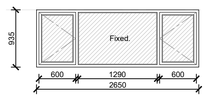

ALL DIMENSIONS TO BE TAKEN ON SITE

WINDOW NO.	W7
QUANTITY:	1
FRAME:	Aluminium
COLOUR:	Charcoal
OVERALL SIZE:	2650mm x 935mm
GLAZING:	Glass as per NBR PART-N and fenestration calculations.
FENESTRATION AREA (m^2):	0.66m^2
SPECIFICATIONS :	Custom made
DESCRIPTION :	Custom made window with side hung panels
ORIENTATION:	Internal.

W8 - quantity1

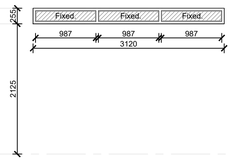

ALL DIMENSIONS TO BE TAKEN ON SITE

WINDOW NO.	W8
QUANTITY:	1
FRAME:	Aluminium
COLOUR:	Charcoal
OVERALL SIZE:	3120mm x 255mm
GLAZING:	Glass as per NBR PART-N and fenestration calculations.
FENESTRATION AREA (m^2):	0.44m^2
SPECIFICATIONS :	Custom made
DESCRIPTION :	Custom made window with fixed panels
ORIENTATION:	East.

W9 - quantity2

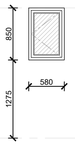

ALL DIMENSIONS TO BE TAKEN ON SITE

WINDOW NO.	W9
QUANTITY:	2
FRAME:	Aluminium
COLOUR:	Charcoal
OVERALL SIZE:	580mm x 850mm
GLAZING:	Glass as per NBR PART-N and fenestration calculations.
FENESTRATION AREA (m^2):	0.26m^2
SPECIFICATIONS :	Custom made
DESCRIPTION :	Custom made window with side hung panels
ORIENTATION:	East.

W10 - quantity1

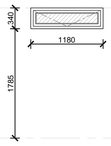

ALL DIMENSIONS TO BE TAKEN ON SITE

WINDOW NO.	W10
QUANTITY:	1
FRAME:	Aluminium
COLOUR:	Charcoal
OVERALL SIZE:	1180mm x 340mm
GLAZING:	Glass as per NBR PART-N and fenestration calculations.
FENESTRATION AREA (m^2):	0.15m^2
SPECIFICATIONS :	Custom made
DESCRIPTION :	Custom made window with top hung panels
ORIENTATION:	North.

W11 - quantity1

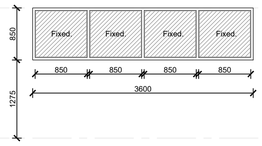

ALL DIMENSIONS TO BE TAKEN ON SITE

WINDOW NO.	W11
QUANTITY:	1
FRAME:	Aluminium
COLOUR:	Charcoal
OVERALL SIZE:	3600mm x 850mm
GLAZING:	Safety glass as per NBR PART-N and fenestration calculations.
FENESTRATION AREA (m^2):	2.46m^2
SPECIFICATIONS :	Custom made
DESCRIPTION :	Custom made window with fixed panels
ORIENTATION:	East.

W12 - quantity2

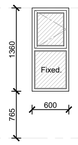

ALL DIMENSIONS TO BE TAKEN ON SITE

WINDOW NO.	W12
QUANTITY:	2
FRAME:	Aluminium
COLOUR:	Charcoal
OVERALL SIZE:	600mm x 1360mm
GLAZING:	Safety glass as per NBR PART-N and fenestration calculations.
FENESTRATION AREA (m^2):	0.51m^2
SPECIFICATIONS :	Custom made
DESCRIPTION :	Custom made window with fixed panels
ORIENTATION:	North.

W13 - quantity1

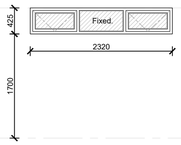

ALL DIMENSIONS TO BE TAKEN ON SITE

WINDOW NO.	W13
QUANTITY:	1
FRAME:	Aluminium
COLOUR:	Charcoal
OVERALL SIZE:	2320mm x 425mm
GLAZING:	Glass as per NBR PART-N and fenestration calculations.
FENESTRATION AREA (m^2):	0.52m^2
SPECIFICATIONS :	Custom made
DESCRIPTION :	Custom made window with fixed panels
ORIENTATION:	West.

W14 - quantity2

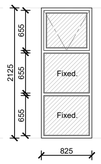

ALL DIMENSIONS TO BE TAKEN ON SITE

WINDOW NO.	W14
QUANTITY:	2
FRAME:	Aluminium
COLOUR:	Charcoal
OVERALL SIZE:	825mm x 2125mm
GLAZING:	Safety glass as per NBR PART-N and fenestration calculations.
FENESTRATION AREA (m^2):	1.26m^2
SPECIFICATIONS :	Custom made
DESCRIPTION :	Custom made window with top hung panels
ORIENTATION:	West. East.

W15 - quantity1

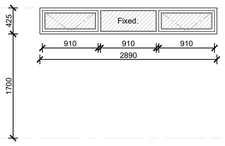

ALL DIMENSIONS TO BE TAKEN ON SITE

WINDOW NO.	W15
QUANTITY:	1
FRAME:	Aluminium
COLOUR:	Charcoal
OVERALL SIZE:	2890mm x 425mm
GLAZING:	Glass as per NBR PART-N and fenestration calculations.
FENESTRATION AREA (m^2):	0.67m^2
SPECIFICATIONS :	Custom made
DESCRIPTION :	Custom made window with top hung panels
ORIENTATION:	East.

W16 - quantity1

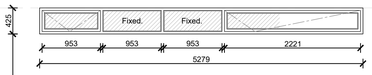

ALL DIMENSIONS TO BE TAKEN ON SITE

WINDOW NO.	W16
QUANTITY:	1
FRAME:	Aluminium
COLOUR:	Charcoal
OVERALL SIZE:	5279mm x 425mm
GLAZING:	Glass as per NBR PART-N and fenestration calculations.
FENESTRATION AREA (m^2):	1.00m^2
SPECIFICATIONS :	Custom made
DESCRIPTION :	Custom made window with top hung panels
ORIENTATION:	East.

WINDOW SCHEDULE

SCALE 1:50

FENESTRATIONS SCHEDULE												
TAG	WIDTH	HEIGHT	FRAME-GLAZING	OVERHANG	U-VALUE	SHGC	O	P/H	A	C	LU P/H	E	AXSXE
D1.1/1	2430	2125	HINGED W/D: 6.38mm Clear + 12mm + 6.38mm Clear (Double)	135	4.02	0.49	North-East	0.05	5.16	20.74	0.05	0.97	2.45
D11/1	900	2125	HINGED W/D: 6.38mm Clear (Single)	135	5.93	0.57	North-East	0.05	1.91	11.33	0.05	0.97	1.06
D3/1	2787	2125	HINGED W/D: 6.38mm Clear (Single)	135	5.93	0.57	South-West	0.05	5.92	35.11	0.05	0.96	3.24
D4/1	6235.07	2125	HINGED W/D: 6.38mm Clear + 12mm + 6.38mm Clear (Double)	4317.96	4.02	0.50	South-West	1.64	13.25	53.27	1.60	0.31	2.05
D8/1	1440	2125	HINGED W/D: 6.38mm Clear (Single)	438.61	5.93	0.57	South-East	0.17	3.06	18.15	0.15	0.69	1.20
D9/1	900	2125	HINGED W/D: 6.38mm Clear (Single)	135.1	5.93	0.57	South-East	0.05	1.91	11.33	0.05	0.78	0.85
W10/1	1180	340	HINGED W/D: 6.38mm Clear (Single)	135	5.93	0.57	North-East	0.16	0.40	2.37	0.15	0.83	0.19
W11/1	3600	850	HINGED W/D: 6.38mm Clear (Single)	135	5.93	0.57	South-East	0.10	3.06	18.15	0.10	0.74	1.29
W2/1	740	850	HINGED W/D: 6.38mm Clear (Single)	600	5.93	0.57	North-East	0.44	0.63	3.74	0.40	0.58	0.21
W3/1	1300	425	HINGED W/D: 6.38mm Clear (Single)	635	5.93	0.57	North-East	0.69	0.55	3.26	0.60	0.43	0.13
W4/1	3110	425	HINGED W/D: 6.38mm Clear (Single)	135	5.93	0.57	North-West	0.15	1.32	7.83	0.15	0.97	0.73
W6/1	1215.14	935	HINGED W/D: 6.38mm Clear + 12mm + 6.38mm Clear (Double)	4349.38	4.02	0.49	South-West	3.03	1.14	4.58	2.00	0.26	0.15
W7/1	2649.96	935	HINGED W/D: 6.38mm Clear + 12mm + 6.38mm Clear (Double)	4376.36	4.02	0.49	South-West	3.05	2.48	9.97	2	0.26	0.32
W9/1	580	850	HINGED W/D: 6.38mm Clear (Single)	435	5.93	0.57	South-East	0.32	0.49	2.91	0.3	0.59	0.16
SUMMARY													
ZONE	Cu	CSHGC	NETT FLOOR AREA	TOTAL GLAZING AREA	GLAZING %	CONDUCTANCE	SHGC						
					15	216.34	20.09						
4	1.4	0.13	154.53	41.28	26.71	202.74	14.03						
					CALCULATE	COMPLY	COMPLY						

GROUND FLOOR FENESTRATION CALCULATIONS

FENESTRATIONS SCHEDULE												
TAG	WIDTH	HEIGHT	FRAME-GLAZING	OVERHANG	U-VALUE	SHGC	O	P/H	A	C	LU P/H	E	AXSXE
D13/1	5147	2125	SLIDING DOOR: 6.38mm Clear + 12mm + 6.38mm Clear (Double)	635	4.47	0.47	South-West	0.24	10.94	48.90	0.20	0.82	4.22
D14/1	2550	2125	SLIDING DOOR: 6.38mm Clear + 12mm + 6.38mm Clear (Double)	635	4.47	0.47	South-West	0.24	5.42	24.23	0.20	0.82	2.09
D15/1	3335	2125	SLIDING DOOR: 6.38mm Clear + 12mm + 6.38mm Clear (Double)	635	4.47	0.47	South-West	0.24	7.09	31.69	0.20	0.82	2.73
D16/1	3635	2125	SLIDING DOOR: 6.38mm Clear + 12mm + 6.38mm Clear (Double)	635	4.47	0.47	South-West	0.24	7.72	34.51	0.20	0.82	2.98
W12/1	600	1360	HINGED W/D: 6.38mm Clear (Single)	135	5.93	0.57	North-East	0.07	0.82	4.86	0.05	0.97	0.45
W12/2	600	1360	HINGED W/D: 6.38mm Clear (Single)	135	5.93	0.57	North-East	0.07	0.82	4.86	0.05	0.97	0.45
W13/1	2320	425	HINGED W/D: 6.38mm Clear (Single)	135	5.93	0.57	North-West	0.15	0.99	5.87	0.15	0.97	0.55
W14/1	825	2125	HINGED W/D: 6.38mm Clear (Single)	765	5.93	0.57	South-East	0.29	1.75	10.38	0.25	0.62	0.62
W14/2	825	2125	HINGED W/D: 6.38mm Clear (Single)	765	5.93	0.57	North-West	0.29	1.75	10.38	0.25	0.85	0.85
W15/1	2890	425	HINGED W/D: 6.38mm Clear (Single)	100	5.93	0.57	South-East	0.11	1.23	7.29	0.10	0.74	0.52
W16/1	4010	425	HINGED W/D: 6.38mm Clear (Single)	635	5.93	0.57	North-East	0.69	1.7	10.08	0.6	0.43	0.42
W9/1	580	850	HINGED W/D: 6.38mm Clear (Single)	725	5.93	0.57	South-East	0.54	0.49	2.91	0.5	0.49	0.14
SUMMARY													
ZONE	Cu	CSHGC	NETT FLOOR AREA	TOTAL GLAZING AREA	GLAZING %	CONDUCTANCE	SHGC						
					15	222.99	20.71						
4	1.4	0.13	159.28	40.72	25.57	195.96	16.02						
					CALCULATE	COMPLY	COMPLY						

FIRST FLOOR FENESTRATION CALCULATIONS

PEZULA GOLF ESTATE
HOMEOWNERS' ASSOCIATION
THIS DRAWING HAS BEEN REVIEWED FOR CONFORMANCE WITH THE ARCHITECTURAL DESIGN GUIDELINES, AND NOT FORWARDED TO THE KNYSNA MUNICIPALITY WITH A BUILDING PLAN FOR APPROVAL
SIGNED:_____ DATE:_29/11/2021

PEZULA GOLF ESTATE HOA
- All soil and sewer pipes to be concealed
- Pool to be backwashed to sewer
- Swimming pool approved subject to compliance with NBR and Local Authority requirements.

NOTE:
- All external finishes to HOA approval.
- All Concrete flat roofs to be covered with stone chips
- Pool Backwash to be connected to sewer system as per HOA.
- All plug positions to be confirmed on site.

REVISIONS:

GENERAL NOTES:

All dimensions to be checked on site before construction commences. All dimensions are given in millimeters, unless otherwise specified. Contractors to adhere to all local authority's regulations and requirements. Contractors to be a suitably qualified and registered participant in the construction industry as required by Construction Regulation 2014. Drawings to be read in conjunction with the clients OHS (Occupational Health and Safety) file. All work to be done in accordance with the National Building Regulations SANS 10400. Before this drawing is priced it is the contractor's responsibility to ensure he is familiar with the site. All trade names quoted may only be substituted by similar, subject to architect's approval. All materials to be installed in strict accordance with manufacturer's specifications. All conduit work to be SABS approved quality. All light fittings is to be fitted to comply with the relevant code of practice as specified in SANS 10400: Part O. All new work to be made good with existing. This drawing is not to be scaled unless printed by H. Gouws renders. All existing dimensions not to be scaled from drawings but to be checked on site. Any discrepancies shall be reported to the designer immediately and clarified by the architect prior to commencement of work. Top of foundations to be a minimum of 150mm below finished ground level. Minimum 100mm thick concrete surface bed as per Engineers drawings to be on 250 mic. "gunplas" ubs green dpm on 50mm sand blinding layer and on well compacted fill in layers not more than 150mm. SABS Approved "gundle" 375 mic. dpc under all walls, window cills and at changes in floor level. These architectural drawings to be read in conjunction with engineers and consultants drawings, where applicable. All building work to be carried out in accordance with the national building regulations. The contractor is responsible for all site visits by local inspectors and pay all fees in connection therewith. All drainage work to be carried out in accordance with the national building regulations. All roof measurements to be taken on site by roof specialist prior to roof construction. All tile layouts to be confirmed with architect prior to commencing. Levels shown are relative to a benchmark at 100.00 msl of new floor level. Msl is not the actual level but a benchmark to base other heights of the building shown on the drawings. Contractor to keep a full set of latest issued drawings on site. Contractor is responsible for the correct setting out of the building on site with reference to the building line and boundaries. Contractor to take responsibility for all health and safety measures on site.

DRAWING TITLE:

MUNICIPAL PLANS

PROJECT TITLE:

NEW DWELLING ON **ERF 11213, PEZULA GOLF ESTATE** , KNYSNA FOR
Mr Malcolm Isaacs

29 Nov 21
CLIENT SIGNATURE

H. GOUWS RENDERS 2018
072 799 9597
hgouws.renders@gmail.com
01 Elsa Joubert Street
Fairview
Port Elizabeth, 6075

29 Nov 21
PROFESSIONAL SIGNATURE

MUNICIPAL INFORMATION:

ERF NO:	**11213, PEZULA GOLF ESTATE**
ERF AREA:	996 sqm
EXISTING AREA:	0 sqm
NEW AREA:	420 sqm
TOTAL AREA:	420 sqm
EX. COVERAGE:	0 sqm 0%
NEW COVERAGE:	**260 sqm - 26%**
TOTAL COVERAGE:	260 sqm - 26%
NEW GARAGES:	1 x Double Garage
NEW BATHROOMS:	6
POOL:	YES
BOUNDARY WALLS:	0 M
AGE OF BUILDING:	NEW

South African Council for the Architectural Profession
PROFESSIONAL SENIOR ARCHITECTURAL TECHNOLOGIST
JOHANNES STEPHANUS GOUWS
11:12 am (Africa/Johannesburg) on 29 Nov 2021

COPYRIGHT:
This drawing is subject to copyright, and may not be reproduced in whole or part in any matter whatsoever without written permission from H.Gouws Renders.

PROJECT NO.: 2021_House Isaacs	REVISION NO.: 00
DRAWING NO.: 20211129_House Isaacs_MS06	SHEET NO.: 302
DRAWN BY: HG	
PRINT DATE: 29 Nov 2021 / PAGE SIZE: A1	