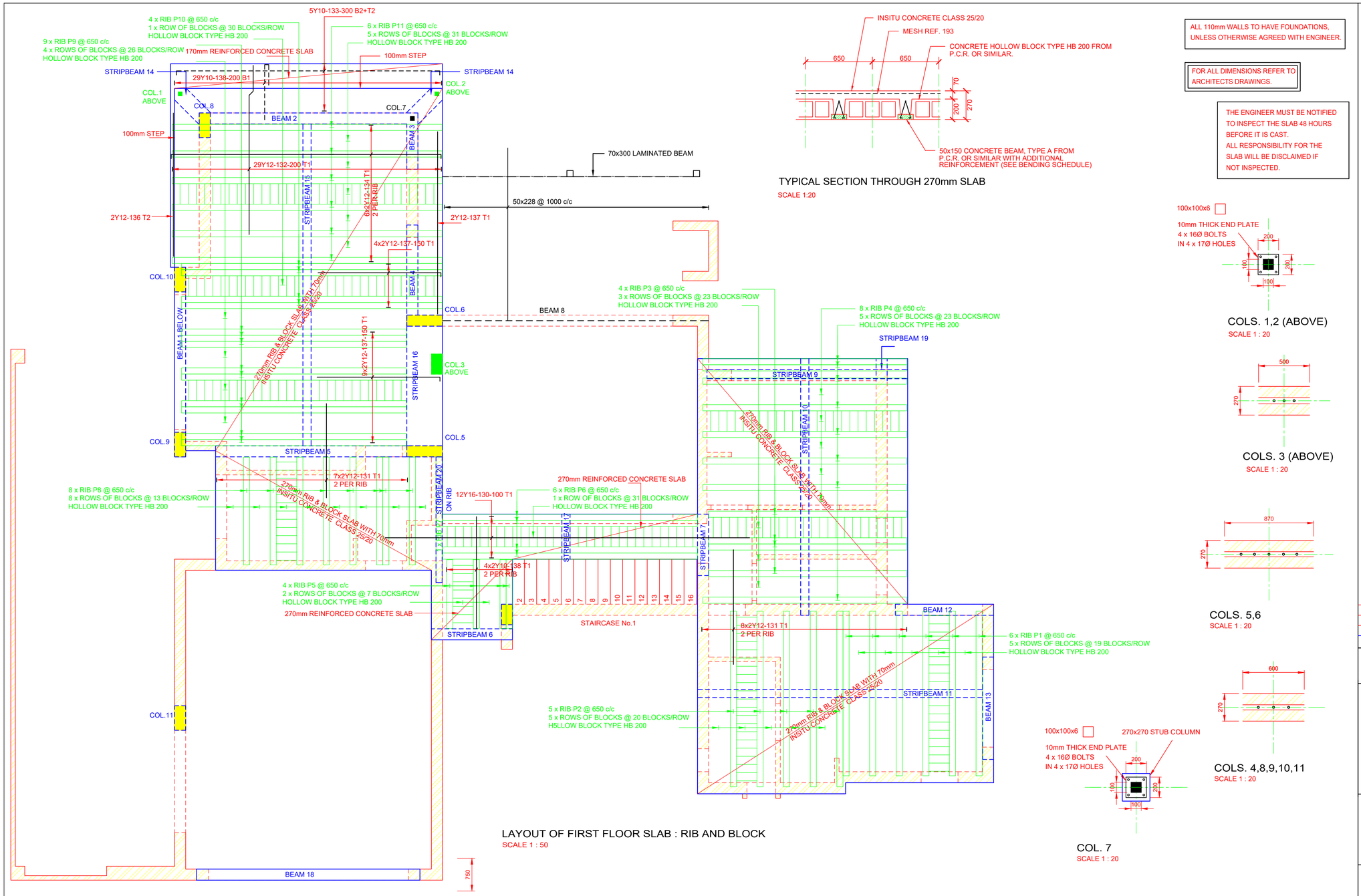

LAYOUT OF FIRST FLOOR SLAB : RIB AND BLOCK
SCALE 1 : 50

TYPICAL SECTION THROUGH 270mm SLAB
SCALE 1:20

ALL 110mm WALLS TO HAVE FOUNDATIONS, UNLESS OTHERWISE AGREED WITH ENGINEER.

FOR ALL DIMENSIONS REFER TO ARCHITECTS DRAWINGS.

THE ENGINEER MUST BE NOTIFIED TO INSPECT THE SLAB 48 HOURS BEFORE IT IS CAST.
ALL RESPONSIBILITY FOR THE SLAB WILL BE DISCLAIMED IF NOT INSPECTED.

COLS. 1,2 (ABOVE)
SCALE 1 : 20

COLS. 3 (ABOVE)
SCALE 1 : 20

COLS. 5,6
SCALE 1 : 20

COLS. 4,8,9,10,11
SCALE 1 : 20

COL. 7
SCALE 1 : 20

NOTES :

1. COPYRIGHT RESERVED ON ALL DRAWINGS
2. DRAWINGS MAY NOT BE SCALED
3. ANY DISCREPENCIES ON DRAWINGS ARE TO BE REPORTED TO THE ENGINEER IMMEDIATELY
4. ALL DIMENSIONS AND LEVELS MUST BE CHECKED ON SITE

GENERAL NOTES

5. MIN. 28 DAYS CONCRETE STRENGTH IS 25MPa
6. NO CONCRETE MAY BE POURED WITHOUT THE PERMISSION OF THE ENGINEER
7. CONCRETE COVER ON REINFORCEMENT AS FOLLOWS: FOUNDATIONS 60mm; SLABS AND STAIRS 20mm; BEAMS 40mm; COLUMNS 40mm
8. CONSTRUCT EXPANSION JOINT AT EDGE OF SLABS AND BEAMS BY USING 12mm SOFTBOARD BETWEEN CONCRETE AND BRICKWORK
9. ALL CONCRETE BEARING ON BRICKWORK TO HAVE TWO LAYERS OF HARDBOARD WITH 350 MICRON PVC IN BETWEEN, SEPARATING CONCRETE AND BRICKWORK
10. NO STRUCTURE NOT SHOWN ON ARCHITECTS DRAWINGS MAY BE ERECTED ON THE FLOOR SLAB
11. ALL CONCRETE WORK MUST COMPLY TO THE REQUIREMENTS OF S.A.B.S. 1200G AS REVISED
12. ALL REINFORCEMENT STEEL MUST COMPLY TO THE REQUIREMENTS OF S.A.B.S. 920 AS REVISED
13. ALL BRICKS IN LOADBEARING BRICKWORK TO HAVE A MIN. STRENGTH OF 7MPa AND TO BE BEDDED IN CLASS II MORTAR
14. ALL ELECTRICAL SLEEVES MUST BE PLACED UNDER THE MESH
15. ALL RAINWATER FROM DOWNPIPES TO BE DISCHARGED A MIN. OF 3m FROM FOUNDATIONS AND ALLOWED TO DRAIN AWAY FROM STRUCTURE

LEGEND :

- - - - - - BOTTOM REINFORCING
——— TOP REINFORCING

EW - EACH WAY
ABR - ALTERNATE BARS REVERSED
EF - EACH FACE
ALT - ALTERNATE
T - TOP
B - BOTTOM
T1 - HIGHEST OF THE TOP LAYERS
T2 - SECOND HIGHEST OF THE TOP LAYERS
B1 - LOWEST OF THE BOTTOM LAYERS
B2 - SECOND LOWEST OF THE BOTTOM LAYERS
FF - FAR FACE
NF - NEAR FACE

No.	DESCRIPTION	DATE

SKAAL / SCALE: AS SHOWN

KVProjects
Raadgewende Siviele en Strukturele Ingenieurs
Consulting Civil and Structural Engineers
9921 GEORGE 6530
083 - 3062308
e-mail : kenvorwerk08@gmail.com

PROJEK / PROJECT
HOUSE SWIRE GRIFFITHS,
ERF 8279,
BRACKENRIDGE

DIENSDETAIL / SERVICE DETAIL
LAYOUT OF FIRST FLOOR SLAB :
RIB AND BLOCK

VERWYSINGS NOMMER / REFERENCE NUMBER: KVP 2165

OPGEMEET / SURVEYED	ONTWERP / DESIGNED	GETEKEN / DRAWN
	K.V.	M.C.
NAGESIEN / CHECKED: K.V.	DATUM / DATE: JAN'2022	

DIREKTEUR / DIRECTOR
RAADGEWENDE ING. / CONSULTING ENG.: KEN VORWERK

ING. TEKENINGNOMMER / ENG. DRAWING NUMBER: KVP2165-2

TENDER PURPOSES

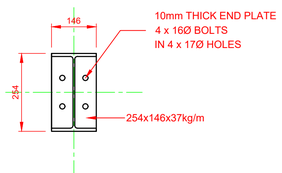

BEAM 8
SCALE 1: 10

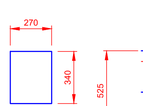

BEAM 1
SCALE 1: 20

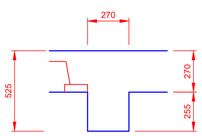

BEAM 2
SCALE 1 : 20

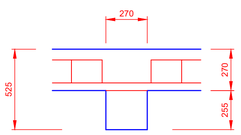

BEAMS 3,4
SCALE 1 : 20

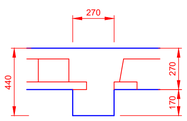

STRIPBEAM 5
SCALE 1 : 20

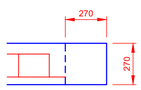

STRIPBEAM 6
SCALE 1 : 20

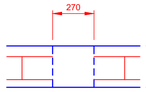

STRIPBEAM 7
SCALE 1 : 20

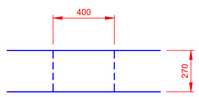

STRIPBEAM 14
SCALE 1 : 20

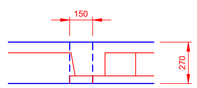

STRIPBEAM 20
SCALE 1 : 20

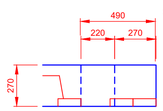

STRIPBEAM 9
SCALE 1: 20

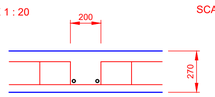

STRIPBEAMS 10,11,15,17
SCALE 1 : 20

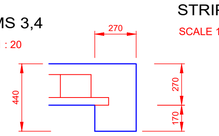

BEAM 12
SCALE 1 : 20

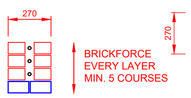

BEAM 13
SCALE 1 : 20

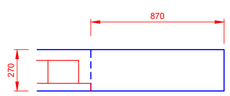

STRIPBEAM 16
SCALE 1: 20

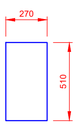

BEAM 18
SCALE 1: 20

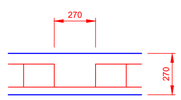

STRIPBEAM 19
SCALE 1 : 20