| 1920 - 5-19 | B |
|---|---|
| NUMBER FOR ARCHITECTS FILING REFERENCE ONLY | REVISION |

NOTES:

1. The design on this drawing is copyright and remains the property of Margoles Dukes & Smith Architects.
2. All work to be carried out in strict accordance with local authority requirements, National Building Regulations, and the S.A.B.S standards.
3. This drawing may not be scaled. Only figured dimensions and levels may be used.
4. All relevant details, levels, dimensions must be checked on site before commencement of work. Any discrepancies to be reported to the Architects office immediately.

| Rev. | Initial | Date | Description |
|---|---|---|---|
| A | MT | 2021.11.17 | Issued for Information |
| B | MT | 2022.02.03 | Area revised. Issued for Information. |

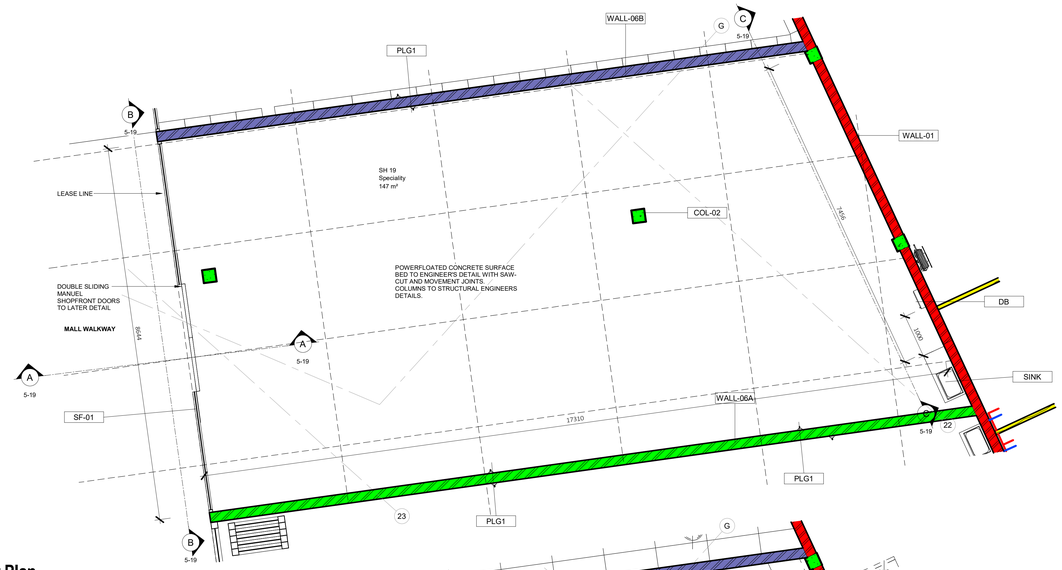


## Floor Plan

1 : 50

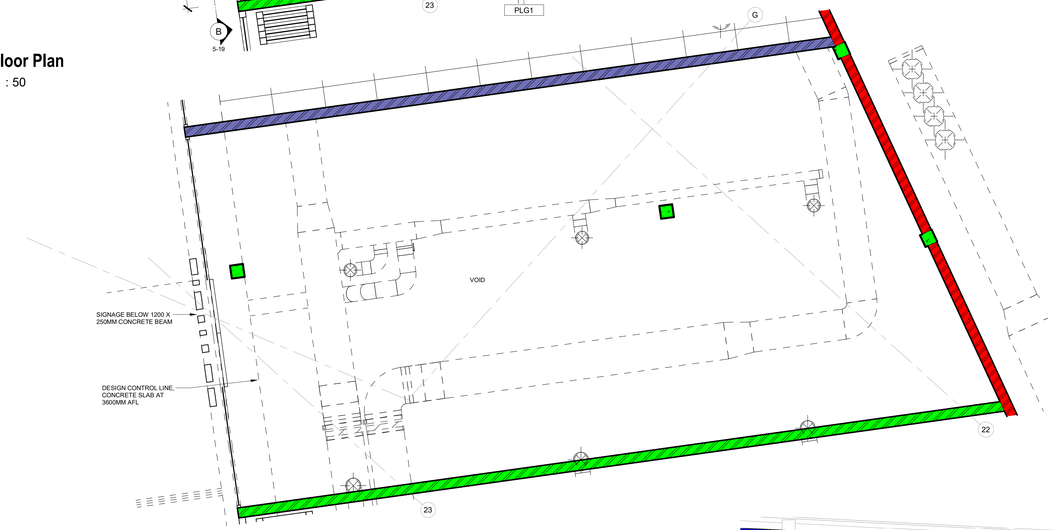


## Ceiling Void Plan

1 : 50

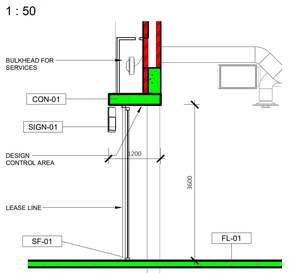


## Section 19A

1 : 50

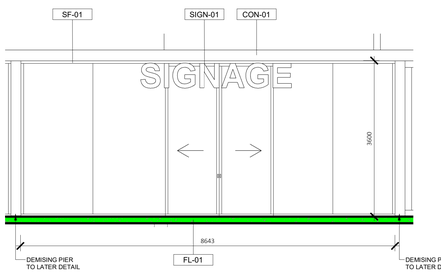


## Section 19B

1 : 50

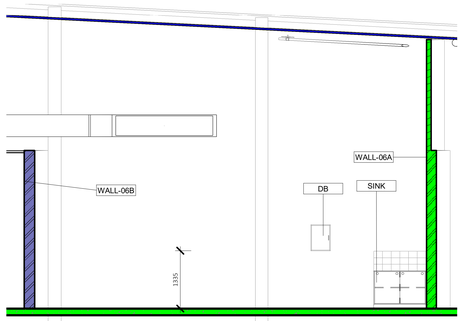


## Section 19C

1 : 50

| TYPICAL SERVICES LEGEND | |
|---|---|
| | ROUND A/C DIFFUSER AS PER A/C CONSULTANTS SPECIFICATION COLOUR: WHITE. |
| | SQUARE A/C DIFFUSER AS PER A/C CONSULTANTS SPECIFICATION COLOUR: WHITE. |
| | 600x600mm RETURN AIR GRILLE AS PER A/C CONSULTANTS SPECIFICATION COLOUR: WHITE. |
| | SPRINKLER HEAD (READ IN CONJ. WITH FIRE CONSULTANTS DWG'S & SCHEDULES) |
| SD | SMOKE DETECTOR (READ IN CONJ. WITH ELECTRICAL CONSULTANTS DWG'S & SCHEDULES) |
| | ELECTRICAL DISTRIBUTION BOARD (TO BE INSTALLED MIN 1m AWAY FROM SINK) AS PER ELECTRICAL ENG'S DWG. TELKOM POINT AND ELECTRICAL PLUG AT DB AS PER ELECTRICAL ENG'S DWG AND SPEC. |

SAW CUT JOINTS TO STRUCTURAL ENGINEERS LAYOUT

| Keynote Legend | |
|---|---|
| Key Value | Description |
| COL-02 | 450 x 450mm EXISTING RC COLUMN TO ENGINEER'S DETAIL, NOT TO BE PLASTERED OR PAINTED |
| CON-01 | REINFORCED CONCRETE DESIGN CONTROL BEAM 1200MM X 250MM TO ENGINEER'S DETAIL AND SPECIFICATION |
| DB | NEW DB |
| FL-01 | POWER FLOATED CONCRETE SURFACE BED TO ENGINEER'S DETAIL WITH SAW-CUT AND MOVEMENT JOINTS. |
| PLG1 | 1 X STANDARD PLUG POINT @ UNDERSIDE 200MM AFL |
| SF-01 | POWDERCOATED ALUMINIUM SHOPFRONT |
| SIGN-01 | ONE LED ILLUMINATED MAXIMUM 550MM IDENTIFICATION (INDIVIDUAL LETTER) SIGN IS ALLOWED TO EACH SHOP FRONT ELEVATION. |
| SINK | 1200 x 535mm DURACRAFT STAINLESS STEEL SEB SIT-ON TYPE SINK. |
| WALL-01 | 230mm BRICKWORK FULL HEIGHT TO UNDERSIDE OF ROOF SHEETING/SLAB. |
| WALL-06A | 230mm BRICKWORK, HEIGHT OF 3655MM WITH 120min DRYWALL ABOVE. |
| WALL-06B | 230mm BRICKWORK, HEIGHT OF 3655MM. |

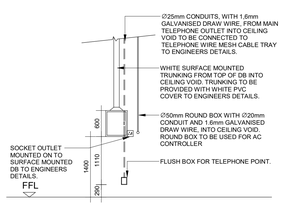


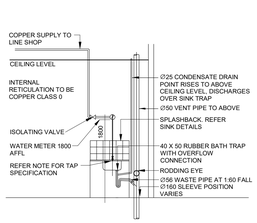


KITCHEN UNITS - STANDARD STEEL KITCHEN SINK UNIT WITH SINGLE SHELF (SIZE IN MM: 1200W X 535D X 865H FINISHED IN EPOXY POWDER COATING, COMPRISING SOLID BACKED CUPBOARD WITH TWO HINGED DOORS INCORPORATING HEAVY-DUTY HINGES AND INTEGRATED GRAB-HANDLES, PRE-FITTED WITH EITHER LEFT OR RIGHT (ELSEWHERE SPECIFIED-REFER TO ARCH DRAWINGS) SINGLE END BOWL AUSTENITIC STAINLESS STEEL SIT-ON SINK, WITH WASTE UNION. FULLY ASSEMBLED.

TAP - COBRA – STAR: 107-EC-15 WALL MOUNTED HOSE BIBTAP. CHROME PLATED FINISH WITH BLUE MARKER.
SPLASHBACK - JOHNSON WHITE STANDARD 200 X 200MM TILED SPLASHBACK.
SILICONE STRIP BETWEEN SPLASHBACK AND SINK. WHITE.

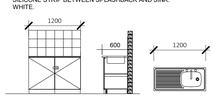


## Typical Electrical, Sink & Drainage

1 : 50

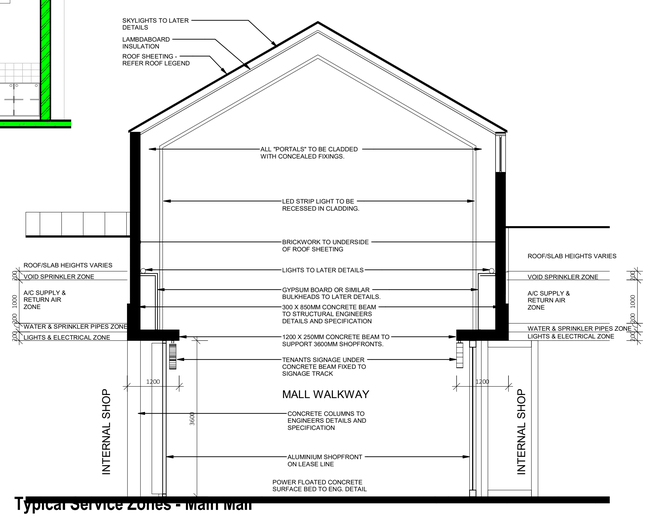


## Typical Service Zones - Main Mall

1 : 50


MDS ARCHITECTURE
4 Stan Road,
Sandown, 2196
P.O. Box 561903,
Benmore, 2010
+27 11 884 7999
info@mdsarch.co.za
www.mdsarch.co.za


## BOARDWALK

**PROPOSED RETAIL EXPANSION TO EXISTING BOARDWALK CASINO & RESORT**
**FOR EMFULENI RESORTS PTY LIMITED**

ERF 3456 Summerstrand, Port Elizabeth

DRAWING DESCRIPTION

## Shop 19

| SCALE | DATE | DRAWN |
|---|---|---|
| As indicated | 11/17/21 | Author |
| PROJECT No - DRAWING NUMBER | | REVISION |
| 1920 - 5-19 | | B |

creativity . originality . functionality