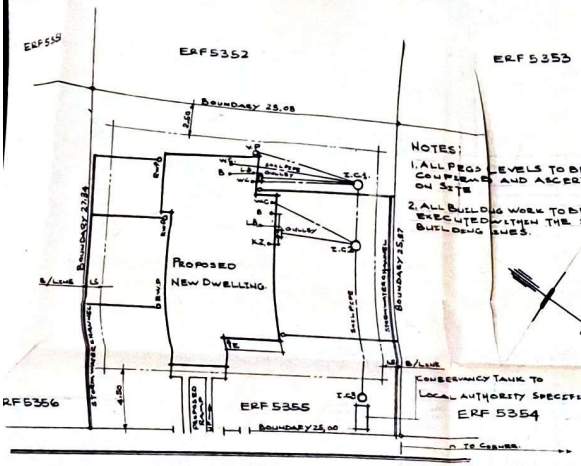

NOTES:
1. ALL PEGS & LEVELS TO BE CONFIRMED AND ASCERTAINED ON SITE
2. ALL BUILDING WORK TO BE EXECUTED WITHIN THE SPECIFIED BUILDING LINES.

℄ DRESDEN STREET

- SITE PLAN -

SCALE: 1:200

RPENTER & JOINER.

.L STRUCTURAL TEMBER TO BE S.A. PINE
EATED. P.A.R / ROUGH.

OF TRUSSES TO BE MANUFACTURED (FACTORY)
115X45 TEMBER. AT 0,950 m ℄ MAXIMUM

ATTENS 38X50 P.A.R. AT 320 mm ℄ NAILED ON
INDLE' YELLOW POLYTHENE UNDERLAY

YPSUM PLASTER BOARD CEILING NAILED ON
1X38 BRANDERING.

38X50 P.A.R. SLOPING RAFTERS TO LEANTO
OOFS.

OOF COVERING TO BE S.A.B.S APPROVED
ONCRETE TILES.

V.C. RAINWATER GOODS TO OWNERS CHOICE
ZE 100mm ℄.

SE. PRECAST CONCRETE LINTOLS OVER ALL
INDOW OPENINGS EXCEEDING 1,20 m.

100mm ℄ AIR VENT



SOUTH ELEVATION

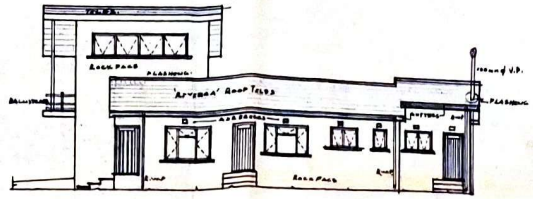

EAST ELEVATION

ELECTRICITY LEGEND	
SYMBOL	DESCRIPTION
	FILAMENT LAMP
	ONE/TWO WAY SWITCH
	15 AMP WALL SOCKET
	TUBE LIGHT
	WALL LAMP
	4 PT SOCKET
	GEYSER
	DISTRIBUTION BOARD

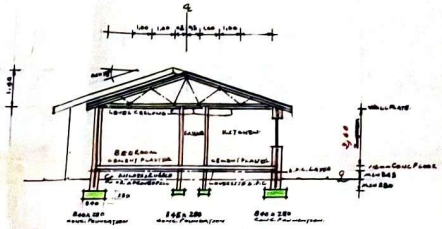

SECTION-B-B

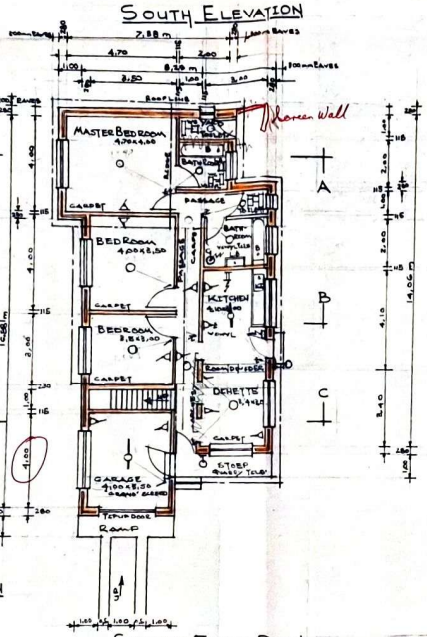

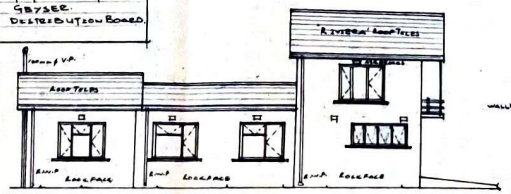

WEST ELEVATION

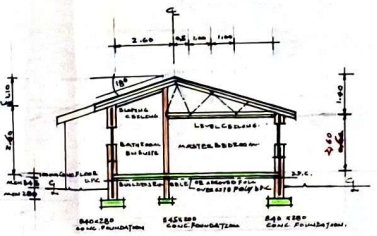

SECTION-A-A

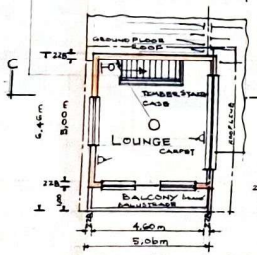

TIMBER STAIRCASE:
16 X TREADS 210X45mm S.A.P. P.A.R.
18X RISERS 180X45mm S.A.P. P.A.R.
STRINGERS 210X45.

FIRST FLOOR PLAN

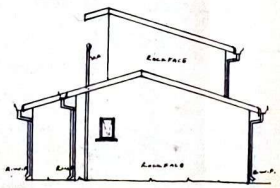

NORTH ELEVATION

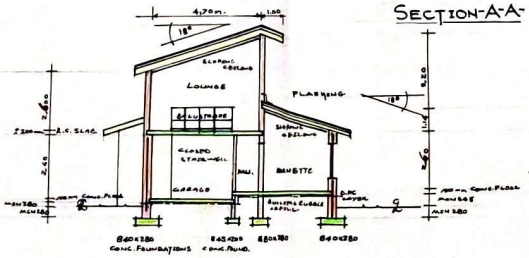

GROUND FLOOR PLAN

DRAINAGE SECTION

SCALES HOR: 1:100
VERT: 1:100
DATUM: 100,00m

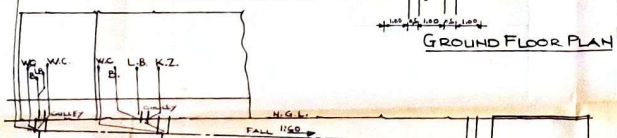

	I.C. 1		I.C. 2		I.C. 3		CONSERVANCY TANK TO LOCAL AUTH. BY-LAWS.
COVER LEVEL	100	00	100	00	100	075	
INVERT LEVEL	99	55	99	47	99	25	
DEPTH	0	45	0	53	0	83	
DISTANCE		5,00		13,00			
GRADIENT		1:60		1:60			

NOTES: PLUMBER & DRAINLAYER

1. ALL WORK TO BE DONE BY A LICENSED PLUMBER.
2. SOIL PIPES 100mm ℄ P.V.C.
3. WASTE PIPES 50mm ℄ P.V.C.
4. VENT PIPE 100mm ℄ P.V.C. WITH GRATE & RAIN CAPS.
5. WASTE PIPES FROM WHOLE FLOORS ETC. MUST BE PROPERLY BACKFILLED OR BEDDED ON CONCRETE.
6. SLOPES OF LINE MUST BE MAINTAINED.
7. CONSERVANCY TANK TO BE BUILT TO L.A. SPECIFICATION.

CONCRETOR, MASON & PLASTERER

1. MIXES: FOUNDATIONS 2:4:6
   MORTAR 1:6
   PLASTER 1:4
   OVERSITE FLOORS 2:4:6
2. ALL STRUCTURAL CONCRETE IE. FLOOR SLAB TO ENGINEER'S DESIGN TO BE SUBMITTED.
3. WALLS: EXTERNAL 280 CAVITY
   INTERNAL WALLS 115 (SINGLE)
   " L/B 230
4. EXTERNAL FINISH: ROCKFACE
   INTERNAL " CEMENT PLASTER
5. D.P.C. TO BE 250 MICRON 'GUNDLE' POLYTHENE SHEET.

SECTION 6(1)(a)(i) & C - JEFFREYS BAY
MUNISIPALITEIT VAN JEFFREYSBAAI

Reeks No. 50/82 Kwit No. 571 – 574
Serial No. Receipt No. R259-00
Datum Ontvang 19/3/82.
Date Received
Plan goedgekeur onderworpe aan die voorwaardes soos aangeduid op meegaande goedkeuringsvorms.
Plan approved subject to stipulations on the relevant approval forms accompanying this report.

Gesondheidsinspekteur / Health Inspector — Stadsingenieur / Town Engineer

Datum

PROPOSED NEW HOUSE FOR L. BROCKOB
ON ERF 5355
AT DRESDEN STREET
JEFFREYSBAY

SCALES: LAYOUT: 1:100 SETB: 1:200
DRAWNAME: 1:100

AMND	DATE	DESCRIPTION	SIGN

DRAWN: M.C. ABRIES P/BAE N.S.A.I. H/DORP
DATE:
OWNER:
LOCAL AUTHORITY